



# Solaris 8 (SPARC Platform Edition) Installation Guide

---

Sun Microsystems, Inc.  
901 San Antonio Road  
Palo Alto, CA 94303-4900  
U.S.A.

Part Number 806-0955-10  
February 2000

Copyright 2000 Sun Microsystems, Inc. 901 San Antonio Road, Palo Alto, California 94303-4900 U.S.A. All rights reserved.

This product or document is protected by copyright and distributed under licenses restricting its use, copying, distribution, and decompilation. No part of this product or document may be reproduced in any form by any means without prior written authorization of Sun and its licensors, if any. Third-party software, including font technology, is copyrighted and licensed from Sun suppliers.

Parts of the product may be derived from Berkeley BSD systems, licensed from the University of California. UNIX is a registered trademark in the U.S. and other countries, exclusively licensed through X/Open Company, Ltd.

Sun, Sun Microsystems, the Sun logo, SunOS, Sun Enterprise, Sun Enterprise Network Array, Sun Quad FastEthernet, SunSwift, SunVideo, Sun Workshop, Solaris, Solaris JumpStart, docs.sun.com, AnswerBook2, Java, JumpStart, OpenBoot, ONC, OpenWindows, PGX32, Power Management, Solstice, Solstice Enterprise Agents, ToolTalk, Ultra, Ultra Enterprise, Voyager, WebNFS, and XIL are trademarks, registered trademarks, or service marks of Sun Microsystems, Inc. in the U.S. and other countries. All SPARC trademarks are used under license and are trademarks or registered trademarks of SPARC International, Inc. in the U.S. and other countries. Products bearing SPARC trademarks are based upon an architecture developed by Sun Microsystems, Inc. Adobe, PostScript, and Display PostScript are trademarks or registered trademarks of Adobe Systems, Incorporated, which may be registered in certain jurisdictions. Kodak Color Management System and KCMS are trademarks or registered trademarks of Eastman Kodak Company in the U.S. and other countries. Netscape is a trademark or registered trademark of Netscape Communications Corporation in the U.S. and other countries.

The OPEN LOOK and Sun™ Graphical User Interface was developed by Sun Microsystems, Inc. for its users and licensees. Sun acknowledges the pioneering efforts of Xerox in researching and developing the concept of visual or graphical user interfaces for the computer industry. Sun holds a non-exclusive license from Xerox to the Xerox Graphical User Interface, which license also covers Sun's licensees who implement OPEN LOOK GUIs and otherwise comply with Sun's written license agreements.

**RESTRICTED RIGHTS:** Use, duplication, or disclosure by the U.S. Government is subject to restrictions of FAR 52.227-14(g)(2)(6/87) and FAR 52.227-19(6/87), or DFAR 252.227-7015(b)(6/95) and DFAR 227.7202-3(a).

DOCUMENTATION IS PROVIDED "AS IS" AND ALL EXPRESS OR IMPLIED CONDITIONS, REPRESENTATIONS AND WARRANTIES, INCLUDING ANY IMPLIED WARRANTY OF MERCHANTABILITY, FITNESS FOR A PARTICULAR PURPOSE OR NON-INFRINGEMENT, ARE DISCLAIMED, EXCEPT TO THE EXTENT THAT SUCH DISCLAIMERS ARE HELD TO BE LEGALLY INVALID.

---

Copyright 2000 Sun Microsystems, Inc. 901 San Antonio Road, Palo Alto, Californie 94303-4900 Etats-Unis. Tous droits réservés.

Ce produit ou document est protégé par un copyright et distribué avec des licences qui en restreignent l'utilisation, la copie, la distribution, et la décompilation. Aucune partie de ce produit ou document ne peut être reproduite sous aucune forme, par quelque moyen que ce soit, sans l'autorisation préalable et écrite de Sun et de ses bailleurs de licence, s'il y en a. Le logiciel détenu par des tiers, et qui comprend la technologie relative aux polices de caractères, est protégé par un copyright et licencié par des fournisseurs de Sun.

Des parties de ce produit pourront être dérivées du système Berkeley BSD licenciés par l'Université de Californie. UNIX est une marque déposée aux Etats-Unis et dans d'autres pays et licenciée exclusivement par X/Open Company, Ltd.

Sun, Sun Microsystems, le logo Sun, SunOS, Sun Enterprise, Sun Enterprise Network Array, Sun Quad FastEthernet, SunSwift, SunVideo, Sun Workshop, Solaris, Solaris JumpStart, docs.sun.com, AnswerBook2, Java, JumpStart, OpenBoot, ONC, OpenWindows, PGX32, Power Management, Solstice, Solstice Enterprise Agents, ToolTalk, Ultra, Ultra Enterprise, Voyager, WebNFS, et XIL sont des marques de fabrique ou des marques déposées, ou marques de service, de Sun Microsystems, Inc. aux Etats-Unis et dans d'autres pays. Toutes les marques SPARC sont utilisées sous licence et sont des marques de fabrique ou des marques déposées de SPARC International, Inc. aux Etats-Unis et dans d'autres pays. Les produits portant les marques SPARC sont basés sur une architecture développée par Sun Microsystems, Inc. Adobe, PostScript, et Display PostScript sont des marques de fabrique d'Adobe Systems, Incorporated, laquelle pourrait être déposée dans certaines juridictions. Kodak Color Management System et KCMS sont des marques de Eastman Kodak Company aux Etats-Unis et dans d'autres pays. Netscape est une marque de Netscape Communications Corporation aux Etats-Unis et dans d'autres pays.

L'interface d'utilisation graphique OPEN LOOK et Sun™ a été développée par Sun Microsystems, Inc. pour ses utilisateurs et licenciés. Sun reconnaît les efforts de pionniers de Xerox pour la recherche et le développement du concept des interfaces d'utilisation visuelle ou graphique pour l'industrie de l'informatique. Sun détient une licence non exclusive de Xerox sur l'interface d'utilisation graphique Xerox, cette licence couvrant également les licenciés de Sun qui mettent en place l'interface d'utilisation graphique OPEN LOOK et qui en outre se conforment aux licences écrites de Sun.

CETTE PUBLICATION EST FOURNIE "EN L'ETAT" ET AUCUNE GARANTIE, EXPRESSE OU IMPLICITE, N'EST ACCORDEE, Y COMPRIS DES GARANTIES CONCERNANT LA VALEUR MARCHANDE, L'APTITUDE DE LA PUBLICATION A REpondre A UNE UTILISATION PARTICULIERE, OU LE FAIT QU'ELLE NE SOIT PAS CONTREFAISANTE DE PRODUIT DE TIERS. CE DENI DE GARANTIE NE S'APPLIQUERAIT PAS, DANS LA MESURE OU IL SERAIT TENU JURIDIQUEMENT NUL ET NON AVENU.



# Contents

---

- Preface 7**
- 1. Getting Started 11**
  - Terms Used in This Book 11
  - Planning and Setting Up for Installation 14
    - Ways to Run Solaris Web Start 14
    - ▼ To Plan Your Installation 15
    - ▼ To Set Up for Installation 18
- 2. Using Solaris Web Start 25**
  - Default Behavior and Limitations of Solaris Web Start 25
    - Limitations of Default Install on Systems With More Than One Disk 26
  - Laying Out a File System Manually 26
  - Using Solaris Web Start to Install Solaris 27
    - ▼ To Configure Your System 27
    - ▼ To Install Solaris 42
  - Using Solaris Web Start With an Install Server 55
- 3. Upgrading a System 57**
  - Ways to Upgrade a System 57
  - Frequently Asked Questions About Upgrading 58
  - Upgrading Your System 59

- ▼ To Get Started 59
- ▼ To Back Up a System 61
- ▼ To Plan for Upgrading 63
- ▼ To Set Up for Upgrading 64
- ▼ To Configure Your System for Upgrading 71
- ▼ To Upgrade Solaris 85
- ▼ To Clean Up After Upgrading 98
- 4. Adding and Removing Software After Installing Solaris 8 99**
  - Adding Software With Solaris Web Start 100
    - ▼ To Add Software With Solaris Web Start 100
  - Adding and Removing Software With the Product Registry 103
    - Purpose 103
    - How the Product Registry Works 103
  - ▼ To List Information About All Installed Products 106
  - ▼ To Check the Integrity of an Installed Product 106
  - ▼ To Install Software With the Product Registry 107
  - ▼ To Uninstall Products 108
  - Adding and Removing Packages With Admintool 109
    - ▼ To Add Packages With Admintool 109
    - ▼ To Remove Packages With Admintool 112
  - Adding and Removing Packages With `pkgadd` and `pkgrm` 115
    - ▼ To Add Packages With `pkgadd` 115
    - ▼ To Remove Packages With `pkgrm` 116
- 5. Troubleshooting 119**
  - Booting a System 119
    - Error Messages 119
  - Upgrading Solaris Software 121
    - Error Messages 121

General Problems 121

- A. Packages on the Solaris 8 Software 1 of 2 SPARC Platform Edition  
CD 125
  - B. Packages on the Solaris 8 Software 2 of 2 SPARC Platform Edition  
CD 159
  - C. Packages on the Solaris 8 Languages SPARC Platform Edition CD 169
- Index 207



# Preface

---

The *Solaris 8 (SPARC Platform Edition) Installation Guide* describes how to use Solaris™ Web Start to install and upgrade the Solaris operating environment and related software on a single SPARC™ based system from a local CD-ROM drive.

This book does not describe how to install the Solaris operating environment on networked systems or how to use the Solaris 8 Interactive Installation Program, Solaris JumpStart™, or Solaris custom JumpStart to set up, automate, customize, and perform the installation of Solaris on any number of systems in a large enterprise network environment. These advanced topics are covered in the *Solaris 8 Advanced Installation Guide*.

---

## Who Should Use This Book

This book is intended for users and system administrators who want to install Solaris software on a single system with Solaris Web Start, Sun Microsystems' graphical, wizard based, Java™ powered software installation application.

---

## How This Book Is Organized

This section describes the chapters in this book.

Chapter 1 defines terms used in this book and describes how to plan and set up for the installation process.

Chapter 2 describes how to use Solaris Web Start to configure your system and install the Solaris software.

Chapter 3 discusses how to back up and plan for upgrading a system and how to set up, configure, and upgrade Solaris on a system. It also describes how to clean up after upgrading a system.

Chapter 4 describes how to add and remove individual software packages after installing the Solaris software.

Chapter 5 describes some of the problems you may encounter during installation and provides possible solutions.

Appendix A provides a brief description of each software package included on the Solaris 8 Software 1 of 2 SPARC Platform Edition CD.

Appendix B provides a brief description of each software package included on the Solaris 8 Software 2 of 2 SPARC Platform Edition CD.

Appendix C provides a brief description of each software package included on the Solaris 8 Languages SPARC Platform Edition CD.

---

## Related Books

Table P-1 lists related information you may need when installing the Solaris 8 software.

TABLE P-1 Related Information

Information	Description
<i>Solaris 8 (SPARC Platform Edition) Release Notes</i>	Describes any bugs, known problems, software being discontinued, and patches related to the Solaris 8 release.
<i>Solaris 8 Sun Hardware Platform Guide</i>	Contains supported hardware information.



TABLE P-1 Related Information (continued)

Information	Description
<i>Solaris 8 Advanced Installation Guide</i>	Describes how to install the Solaris operating environment on networked systems and how to use the Solaris 8 Interactive Installation Program, Solaris JumpStart, and Solaris custom JumpStart to set up, automate, customize, and perform the installation of Solaris on any number of systems in a large enterprise network environment.
<i>Solaris Transition Guide</i>	Describes transition issues including backing up Solaris 1.x (SunOS 4.x) files before installing Solaris 8 software, and restoring files after Solaris 8 software is installed.

---

## Ordering Sun Documents

Fatbrain.com, an Internet professional bookstore, stocks select product documentation from Sun Microsystems, Inc.

For a list of documents and how to order them, visit the Sun Documentation Center on Fatbrain.com at <http://www1.fatbrain.com/documentation/sun>.

---

## Accessing Sun Documentation Online

The docs.sun.com<sup>SM</sup> Web site enables you to access Sun technical documentation online. You can browse the docs.sun.com archive or search for a specific book title or subject. The URL is <http://docs.sun.com>.

---

## What Typographic Conventions Mean

The following table describes the typographic changes used in this book.

TABLE P-2 Typographic Conventions

Typeface or Symbol	Meaning	Example
AaBbCc123	The names of commands, files, and directories; on-screen computer output	Edit your <code>.login</code> file. Use <code>ls -a</code> to list all files. <code>machine_name%</code> you have mail.
<b>AaBbCc123</b>	What you type, contrasted with on-screen computer output	<code>machine_name%</code> <b>su</b> Password:
<i>AaBbCc123</i>	Command-line place holder: replace with a real name or value	To delete a file, type <b>rm</b> <i>filename</i> .
<i>AaBbCc123</i>	Book titles, new words or terms, or words to be emphasized	Read Chapter 6 in the <i>User's Guide</i> . These are called <i>class</i> options. Do <i>not</i> save changes yet.

---

## Shell Prompts in Command Examples

The following table shows the default system prompt and superuser prompt for the C shell, Bourne shell, and Korn shell.

TABLE P-3 Shell Prompts

Shell	Prompt
C shell prompt	<code>machine_name%</code>
C shell superuser prompt	<code>machine_name#</code>
Bourne shell and Korn shell prompt	<code>\$</code>
Bourne shell and Korn shell superuser prompt	<code>#</code>

# Getting Started

---

This chapter describes how to plan for and set up the installation of Solaris 8 *SPARC Platform Edition*.

---

**Note** - Solaris software might be preinstalled on your system; see your hardware documentation.

---

---

## Terms Used in This Book

Before you get started, you must understand these terms.

---

Term	Definition
custom JumpStart	A type of installation in which the Solaris software is automatically installed on a system based on a user-defined profile. You can create customized profiles for different types of users and systems.
cylinder	In a disk drive, the set of tracks with the same nominal distance from the axis about which the disk rotates. See also <i>track</i> , <i>sector</i> .
DHCP (Dynamic Host Configuration Protocol)	An application-layer protocol that enables individual computers, or clients, on a TCP/IP network to extract an IP address and other network configuration information from a designated and centrally maintained DHCP server or servers. DHCP reduces the overhead of maintaining and administering a large IP network.

---

<b>Term</b>	<b>Definition</b>
initial installation	The fresh installation of Solaris that overwrites all the information on a system's disk. See also <i>upgrade</i> .
IPv6	A new version (version 6) of Internet Protocol (IP) designed to be an evolutionary step from the current version, IPv4 (version 4). It is an increment to IPv4. Deploying IPv6, using defined transition mechanisms, does not disrupt current operations. In addition, IPv6 provides a platform for new Internet functionality.  IPv6 is described in more detail in "Overview of IPv6" in <i>System Administration Guide, Volume 3</i> .
Kiosk	A browser-based environment in which information, such as documentation, web pages, and other content, is displayed as the user installs the Solaris software with Solaris Web Start.
miniroot	The smallest possible bootable Solaris root (/) file system. A miniroot contains a kernel and just enough software to install the Solaris environment on a hard disk. The miniroot is the file system that is copied to a machine in the initial installation.
package	A collection of software that is grouped into a single entity for modular installation.
Power Management	Software that automatically saves the state of a system and turns it off after it is idle for 30 minutes. When you install the Solaris software on a system that complies with Version 2 of the U.S. Environmental Protection Agency's Energy Star guidelines—a sun4u SPARC system, for example—the Power Management software is installed by default, and you are prompted after subsequently rebooting to enable or disable the Power Management software.  Energy Star guidelines require that systems or monitors automatically enter a "sleep state" (consume 30 watts or less) after the system or monitor becomes inactive.
sector	A data storage area on a disk, or sections of each disk ring. A sector can usually hold 512 bytes.

Term	Definition
Solaris 8 Interactive Installation Program	A graphical user interface (GUI) or character user interface (CUI) based, menu-driven, interactive script that enables you to set up a system and install the Solaris 8 software on it.
Solaris Web Start	A graphical, wizard based, Java powered software application that installs the Solaris operating environment and other software on a single system from a local or remote CD-ROM drive. You can also run Solaris Web Start through a command-line interface. Compare with custom JumpStart and Solaris 8 Interactive Installation Program.
swap	<p>A slice used by Solaris software to temporarily store programs and data that do not fit into a system's memory (the programs and data in <code>swap</code> are removed or overwritten every time the system is rebooted). If the swap space is too small, some programs might not run after installation. If the swap space is too large, other files required for installation might not fit on the disk.</p> <p>The recommended swap size for the majority of users is 512 Mbytes.</p> <hr/> <p><b>Note</b> - If necessary, you can subsequently increase (but not decrease) the swap space on a system on which you install the Solaris software.</p> <hr/>
track	A concentric ring on a disk that passes under a single stationary disk head as the disk rotates.
upgrade	The merging of a new version of Solaris with an existing version on your disk; upgrading your system with a new version of Solaris saves as many local modifications as possible since the last time Solaris was installed. See also <i>initial installation</i> .
wizard	A self-contained, graphical user interface-based program that guides you through a specific task.

---

# Planning and Setting Up for Installation

## Ways to Run Solaris Web Start

You can run Solaris Web Start two ways, as a:

- Graphical user interface, which requires a local or remote CD-ROM drive or network connection, frame buffer, keyboard, and monitor
- Command-line user interface, which requires a local or remote CD-ROM drive or network connection, keyboard, and monitor; you can run the Solaris Web Start command-line user interface with `tip(1)`

The content and sequence of instructions in both the graphical user interface and command-line user interface are generally the same, with slight differences, as shown by these examples:

**CODE EXAMPLE 1-1** Graphical User Interface: Time Zone Dialog Box



**CODE EXAMPLE 1-2** Command-line User Interface: Time Zone Menu and Prompt

```
Please select how to specify your default time zone.  
  
Specify Time Zone by:  
  
1. Geographic region  
2. Offset from GMT
```

(continued)

```
3. Time zone file
```

```
Please enter the number corresponding to how you would like to specify
the time zone [1]:
```

## What Determines Which Interface Is Used

If Solaris Web Start detects a frame buffer for the system, it uses the graphical user interface, and if it does *not*, it uses the command-line user interface.

## ▼ To Plan Your Installation

---

**Note** - The instructions in this book describe how to install Solaris 8 software using a CD. If you choose to install Solaris 8 software over a network, some steps might differ.

---

### 1. Use this decision table to determine what to do first.

If you intend to install Solaris software from	Then go to
A CD-ROM drive attached to your system	Step 2 on page 15.
A remote CD-ROM drive on a network	<i>Solaris 8 Advanced Installation Guide</i> and the steps presented in this and later chapters.

---

### 2. Is Solaris already installed on the system?

- If yes, go to Chapter 3 in this book.
- If no, go to Step 3 on page 15.

### 3. Make sure your hardware is supported.

See the *Solaris 8 Sun Hardware Platform Guide*.

### 4. If your system is attached to a network, gather the following information about the system on which you intend to install the Solaris operating environment.

---

**Note** - If Solaris is not already installed on the system, contact your system administrator or whoever is responsible for maintaining your network to find the following information.

---

Information	Example	To find the information (with Solaris installed), use
Host name	crater	<code>uname -n</code>
Host IP address	129.221.2.1	<code>ypmatch system_name hosts</code> or <code>nismatch system_name hosts.org_dir</code>
Subnet mask	255.255.255.0	<code>more /etc/netmasks</code>
Type of name service (DNS, NIS, or NIS+)	<pre>passwd:  files nis group:   files nis  hosts:   xfn nis [NOTFOUND=return] files networks: nis [NOTFOUND=return] files protocols: nis [NOTFOUND=return] files rpc:     nis [NOTFOUND=return] files ethers:  nis [NOTFOUND=return] files netmasks: nis [NOTFOUND=return] files bootparams: nis [NOTFOUND=return] files publickey: nis [NOTFOUND=return] files  netgroup:  nis  automount: files nis aliases:   files nis  services:  files nis sendmailvars: files</pre>	<code>cat /etc/nsswitch.conf</code>
Domain name	lbloom.West.Arp.COM	<code>domainname</code>
Host name of name server	thor75	<code>ypwhich</code>
Host IP address of name server	129.153.75.20	<code>ypmatch nameserver_name hosts</code> or <code>nismatch nameserver_name hosts.org_dir</code>



5. Determine which of the following software you intend to install and the total disk space the combined software will require.

- The Solaris software group:

---

Software Group	Recommended Disk Space
Entire Distribution Plus OEM Support	2.4 Gbytes
Entire Distribution	2.3 Gbytes
Developer System Support	1.9 Gbytes
End User System Support	1.6 Gbytes

---

---

**Note** - Swap space is included in the disk space recommendations. A minimum of 320 Mbytes is required for swap space, but more might be needed due to available memory and other factors. By default, Solaris Web Start allocates 512 Mbytes for swap space.

---

- Additional software  
See the documentation to determine the disk space you'll need.
- Vendor or third-party software  
See the vendor or third-party software documentation.
- Space for home directories  
Home directories might contain user files such as mail, text or data files, or application files.

6. Determine the language you want to use to install Solaris. If you use the CD labeled:

- Solaris 8 Installation English SPARC Platform Edition—all prompts, messages, and other installation information are displayed in English only.
- Solaris 8 Installation Multilingual SPARC Platform Edition—you can select one of the following languages in which to display all prompts, messages, and other installation information:
  - Simplified Chinese
  - Traditional Chinese
  - English
  - French
  - German
  - Italian
  - Japanese
  - Korean
  - Spanish

- Swedish

**7. Make sure you have *at least* the following CDs:**

- Solaris 8 Installation English SPARC Platform Edition *or* Solaris 8 Installation Multilingual SPARC Platform Edition
- Solaris 8 Software 1 of 2 SPARC Platform Edition *and* Solaris 8 Software 2 of 2 SPARC Platform Edition
- Solaris 8 Languages SPARC Platform Edition (if you use the Multilingual CD)

## ▼ To Set Up for Installation

**1. Do you intend to install the Solaris software through a `tip(1)` line?**

- If no, go to the next step.
- If yes, make sure your window display is at least 80 columns wide and 24 rows long.

---

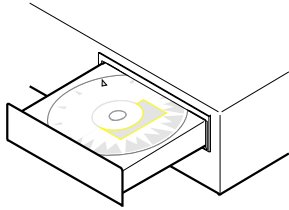
**Note** - To determine the current dimensions of your `tip` window, use the `stty(1)` command.

---

**2. Insert the CD labeled Solaris 8 Installation English SPARC Platform Edition or Solaris 8 Installation Multilingual SPARC Platform Edition into the system's CD-ROM drive:**

**CD-ROM Drive - Tray Version**

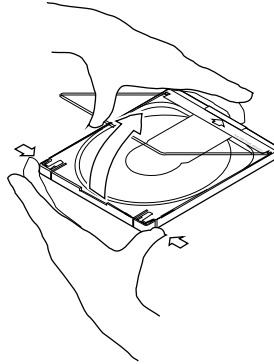
1. Press the eject button on the front panel of the CD-ROM drive. A tray slides out.



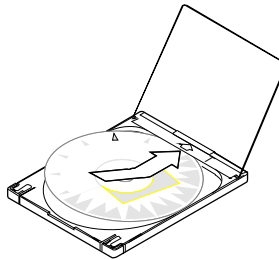
2. Insert the CD labeled Solaris 8 Installation English SPARC Platform Edition or Solaris 8 Installation Multilingual SPARC Platform Edition (logo facing up) into the tray.
3. Push the tray into the CD-ROM drive.

**CD-ROM Drive - Caddy Version**

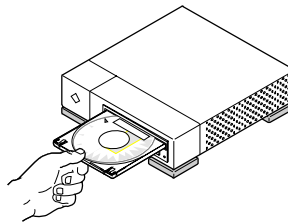
1. To open the caddy, pinch the corners while lifting the lid at the center.



2. Insert the CD labeled Solaris 8 Installation English SPARC Platform Edition or Solaris 8 Installation Multilingual SPARC Platform Edition (logo facing up) and close the caddy.



3. With the arrow on the caddy pointing toward the CD-ROM drive, insert the caddy.

**3. Boot the system:**

<b>If your system is</b>	<b>Then</b>
New, out-of-the-box	Turn on the system.
Existing	Display the ok prompt (by typing halt as superuser or by pressing both the Stop and A keys at the same time), and then type:  <b>boot cdrom</b>

- If you're using the CD labeled Solaris 8 Installation English SPARC Platform Edition, information similar to this is displayed:

```

Boot device: /sbus/espdma@e,8400000/esp@e,8800000/sd@6,0:f  File and args:
SunOS Release 5.8 Version Generic 32-bit
Copyright 1983-2000 Sun Microsystems, Inc.  All rights reserved.
Configuring /dev and /devices
Using RPC Bootparams for network configuration information.
le0: No carrier - cable disconnected or hub link test disabled?
Solaris Web Start 3.0 installer

English has been selected as the language in which to perform the install.
Starting the Web Start 3.0 Solaris installer

Solaris installer is searching the system's hard disks for a
location to place the Solaris installer software.

Your system appears to be upgradeable.
Do you want to do a Initial Install or Upgrade?

1) Initial Install
2) Upgrade
Please Enter 1 or 2 >

```

- If you're using the CD labeled Solaris 8 Installation Multilingual SPARC Platform Edition, information similar to this is displayed:

```

Boot device: /sbus/espdma@e,8400000/esp@e,8800000/sd@6,0:f  File and args:
SunOS Release 5.8 Version Generic 32-bit
Copyright 1983-2000 Sun Microsystems, Inc.  All rights reserved.
Configuring /dev and /devices
Using RPC Bootparams for network configuration information.
le0: No carrier - cable disconnected or hub link test disabled?
Solaris Web Start 3.0 installer

The Solaris Installer can be run in English, or any of the following languages:

1) English          6) Japanese
2) German           7) Korean

```

(continued)

```
3) Spanish          8) Swedish
4) French           9) Simplified_Chinese
5) Italian          10) Traditional_Chinese
Select the language you want to use to run the installer:
```

#### 4. Which installation CD are you using?

- If the Solaris 8 Installation English SPARC Platform Edition CD, go to the next step.
- If the Solaris 8 Installation Multilingual SPARC Platform Edition CD, type the number to select the language in which to display prompts, messages, and other installation information.

Information similar to this is displayed (in the language you selected):

```
language_you_selected has been selected as the language in which to perform the install.
Starting the Web Start 3.0 Solaris installer

Solaris installer is searching the system's hard disks for a
location to place the Solaris installer software.

Your system appears to be upgradeable.
Do you want to do a Initial Install or Upgrade?

1) Initial Install
2) Upgrade
Please Enter 1 or 2 >
```

#### 5. At the prompt, type 1 for initial installation and press Return.

Information similar to this is displayed:

```
The default root disk is /dev/dsk/c0t0d0.
The Solaris installer needs to format
/dev/dsk/c0t0d0 to install Solaris.

WARNING: ALL INFORMATION ON THE DISK WILL BE ERASED!
```

(continued)

```
Do you want to format /dev/dsk/c0t0d0? [y,n,?,q]
```

**6. At the prompt, type *y* and press Return.**

Information similar to this is displayed:

```
NOTE: The swap size cannot be changed during filesystem layout.
```

```
Enter a swap slice size between 384MB and 2027MB, default = 512MB [?]
```

**7. At the prompt, press Return to accept the default swap slice size, or type the swap slice size you want and press Return.**

Information similar to this is displayed:

```
The Installer prefers that the swap slice is at the beginning of the  
disk. This will allow the most flexible filesystem partitioning later in the installation.
```

```
Can the swap slice start at the beginning of the disk [y,n,?,q]
```

**8. Do you want to place the swap space at the beginning of the disk (and thus improve the flexibility of partitioning the file system and the efficiency with which the disk is accessed)?**

- If yes, type *y*, press Return, and go to Step 10 on page 23.
- If no, type *n* and press Return.

Information similar to this is displayed:

WARNING: Placing the swap slice at a cylinder location other than cylinder 0 requires expert knowledge about disk layout. This choice may affect disk layout choices later in the installation.

Enter a starting cylinder between 0 and 2043, default = 0 [?]

**9. Press Return to accept the default starting cylinder (0), or type the starting cylinder you want and press Return.**

Information similar to this is displayed:

You have selected the following to be used by the Solaris installer:

```
Disk Slice : /dev/dsk/c0t0d0
Size      : 512 MB
Start Cyl. : 0
```

WARNING: ALL INFORMATION ON THE DISK WILL BE ERASED!

Is this OK [y,n,?,q]

**10. At the prompt, type y and press Return.**

Information similar to this is displayed:

The Solaris installer will use disk slice, /dev/dsk/c0t0d0s1.  
After files are copied, the system will automatically reboot, and installation will continue.  
Please Wait...

Copying mini-root to local disk....done.

Copying platform specific files....done.

Preparing to reboot and continue installation.

Rebooting to continue the installation.

Syncing file systems... 41 done

rebooting...

Resetting ...

```
Sun Ultra 1 SBus (UltraSPARC 143MHz), Keyboard Present
OpenBoot 3.5, 64 MB memory installed, Serial #9058749.
Ethernet address 8:0:20:8d:35:a5, Host ID: 808d35a5.
```

Rebooting with command: boot /sbus@1f,0/espdma@e,8400000/esp@e,8800000/sd@0,0:b

(continued)

```
Boot device: /sbus@1f,0/espdma@e,8400000/esp@e,8800000/sd@0,0:b File and args:  
SunOS Release 5.8 Version Generic 32-bit  
Copyright 1983-2000 Sun Microsystems, Inc. All rights reserved.  
Configuring /dev and /devices  
Using RPC Bootparams for network configuration information.  
le0: No carrier - cable disconnected or hub link test disabled?
```

After a few seconds, the Welcome screen is displayed:



**11. Go to Chapter 2.**



## Using Solaris Web Start

---

This chapter explains how to use Solaris Web Start to install Solaris software.

---

**Note** - Information about customizing the Solaris and other product software you install on a system is presented in Chapter 4.

---



---

## Default Behavior and Limitations of Solaris Web Start

Table 2-1 summarizes what Solaris Web Start does and does not let you do, as well as what it does by default.

**TABLE 2-1** Default Behavior and Limitations of Solaris Web Start

By default, Solaris Web Start	You can, however	But, you cannot
Installs all of the Solaris software at once	Install individual software groups or additional software products	Install individual packages that make up a software group
Creates the default disk slices	Change the size of slices	Change the swap size at the file system stage of installation
<b>Note</b> - You cannot change the default <code>swap</code> slice size.		

TABLE 2-1 Default Behavior and Limitations of Solaris Web Start (continued)

By default, Solaris Web Start	You can, however	But, you cannot
Sets up the system disk	Set up other disks by choosing Custom Install and using the Lay Out File Systems dialog box	—
Installs additional software in one session	Install additional software in a location other than the default (provided the installation software for the additional software supports changing the default location where the software is installed)	Place unbundled and other software in a slice other than /opt
Installs English versions of the Solaris environment	Choose to install additional localized versions of Solaris	Omit the installation of the English version of the Solaris environment

## Limitations of Default Install on Systems With More Than One Disk

If you're installing software on a system that contains more than one disk, selecting Default Install on the Select Type of Install dialog box sets up only the system disk.

The system does not recognize other disks unless you manually set up file systems on them, mount the file systems, and create entries for them in `/etc/vfstab`. "Managing File Systems (Overview)" in *System Administration Guide, Volume 1* and `format(1M)` describe how to set up file systems.

If you want Solaris Web Start to set up *all* the disks in your system, select Custom Install on the Select Type of Install dialog box and select all the disks shown on the Lay Out File Systems dialog box.

## Laying Out a File System Manually

Solaris Web Start lays out file systems for you automatically, and these file system configurations are adequate for most situations.

However, you might lay out file systems manually if you need to install other products not included in your product box. These products must share the same file systems used by the Solaris software (`root (/)`, `/usr`, and `/swap`).

If you need to lay out file systems manually, Solaris Web Start provides the tools you need to:

- Select the disks you want
- Select the file systems you want
- Create, rename, move, delete, expand, or shrink file systems

---

**Note** - You cannot change the size of the default `swap` slice.

---

- View a summary of and confirm your choices

---

**Note** - Editing file systems requires advanced system administrator's knowledge. Do not alter the layout of file systems unless you have experience.

---

---

## Using Solaris Web Start to Install Solaris

### ▼ To Configure Your System

---

**Note** - Your computer system must include a local or remote CD-ROM drive or network connection, frame buffer, keyboard, and monitor to install Solaris software with the Solaris Web Start graphical user interface. However, your computer system need only include a local or remote CD-ROM drive or network connection, keyboard, and monitor to install Solaris software with the Solaris Web Start command-line user interface.

---

#### 1. Did you follow the steps in Chapter 1?

- If no, go back to Chapter 1.
- If yes, go to the next step.

#### 2. On the Welcome screen, click Next >.

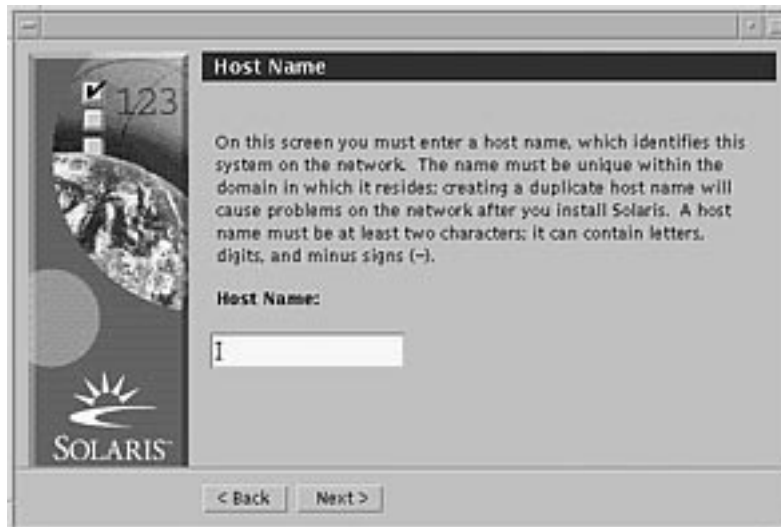
Solaris Web Start attempts to gather information about your system. The Network Connectivity dialog box is then displayed:



### 3. Is the system networked?

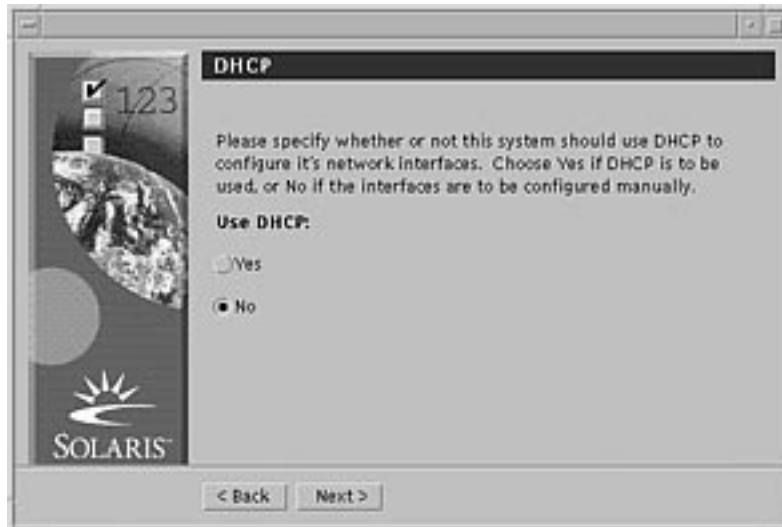
- If no, select Non-networked and click Next >.

The Host Name dialog box is displayed:



- If yes, select Networked and click Next >.

The DHCP dialog box is displayed:



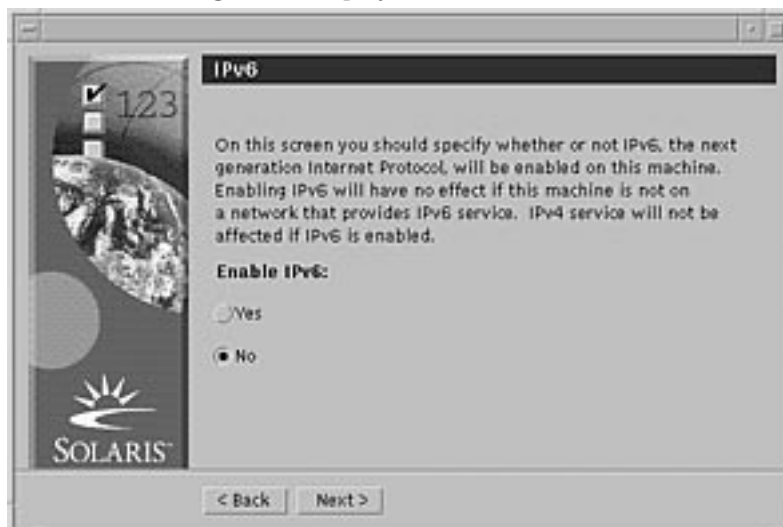
**4. Did you select Networked in Step 3 on page 28?**

- If no, go to Step 7 on page 30.
- If yes, go to the next step.

**5. Do you want to use DHCP for the network interface configuration?**

- If no, select No, click Next >, and go to Step 7 on page 30.
- If yes, select Yes and click Next >.

The IPv6 dialog box is displayed:

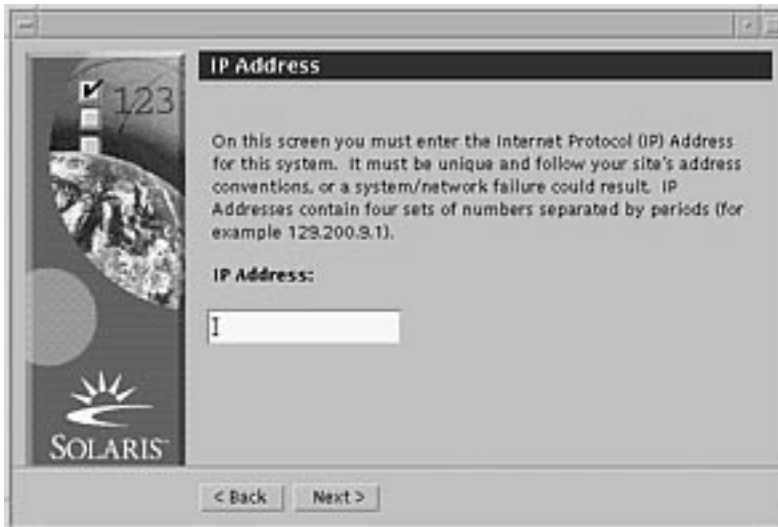


**6. Do you want to enable IPv6?**

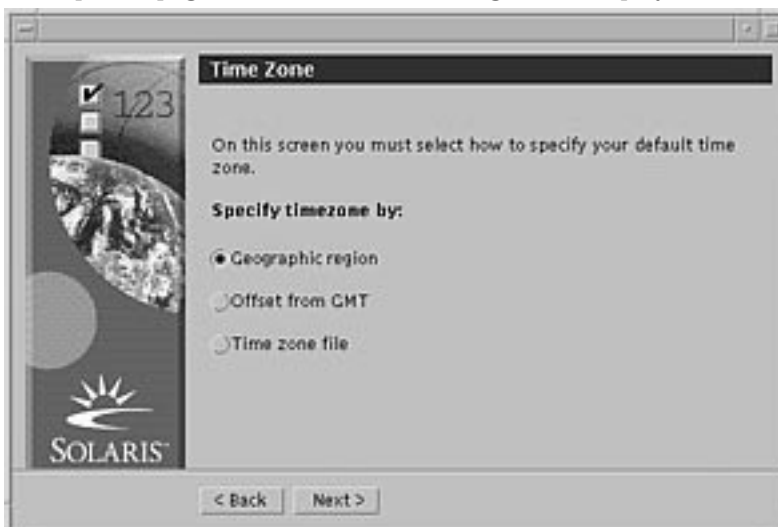
- If no, select No, click Next >, and go to Step 11 on page 32.
- If yes, select Yes, click Next >, and go to Step 11 on page 32.

**7. On the Host Name dialog box, type the host name you want and click Next >.**

If you selected Networked on the Network Connectivity dialog box shown in Step 3 on page 28, the IP Address dialog box is displayed:



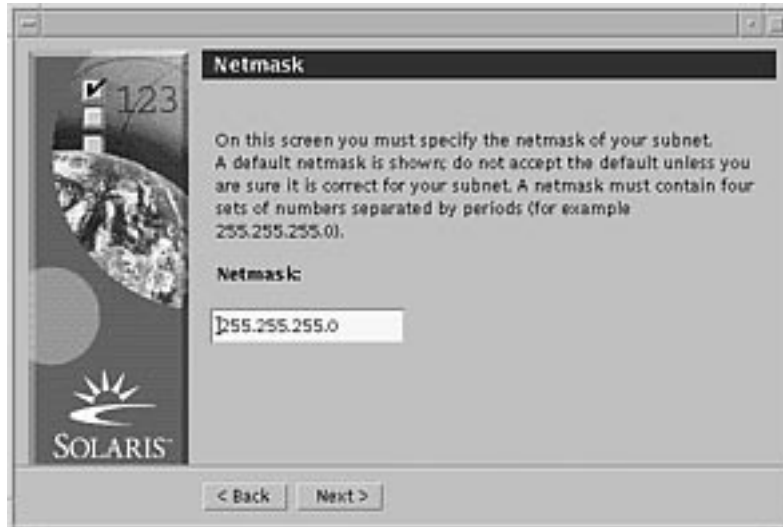
If you selected Non-networked on the Network Connectivity dialog box shown in Step 3 on page 28, the Time Zone dialog box is displayed:



**8. Is your system networked (that is, did you select Networked on the Network Connectivity dialog box)?**

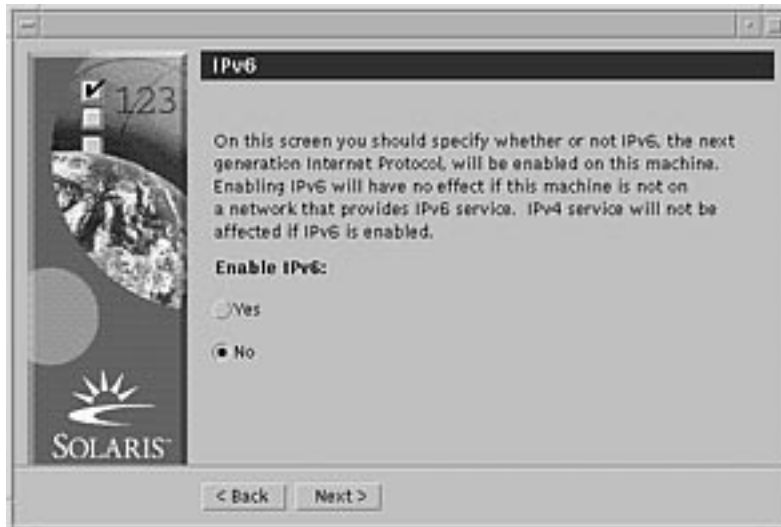
- If no, go to Step 15 on page 36.
- If yes, did you specify that you want DHCP used for the network interface configuration (that is, did you select Yes on the DHCP dialog box)?
  - If yes, go to Step 11 on page 32.
  - If no, on the IP Address dialog box, type the IP address of your networked system and click Next >.

The Netmask dialog box is displayed:



**9. Type the netmask you want (or leave the default netmask) and click Next >.**

The IPv6 dialog box is displayed:



**10. Do you want to enable IPv6?**

- If no, select No and click Next >.
- If yes, select Yes and click Next >.

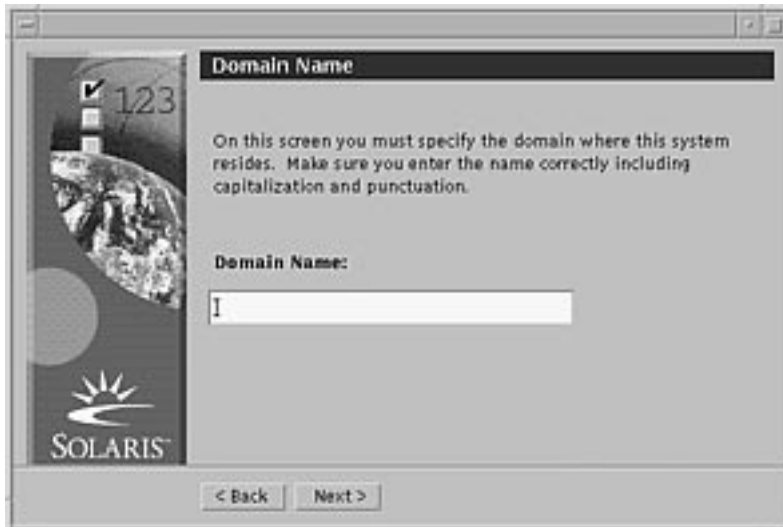
The Name Service dialog box is displayed:



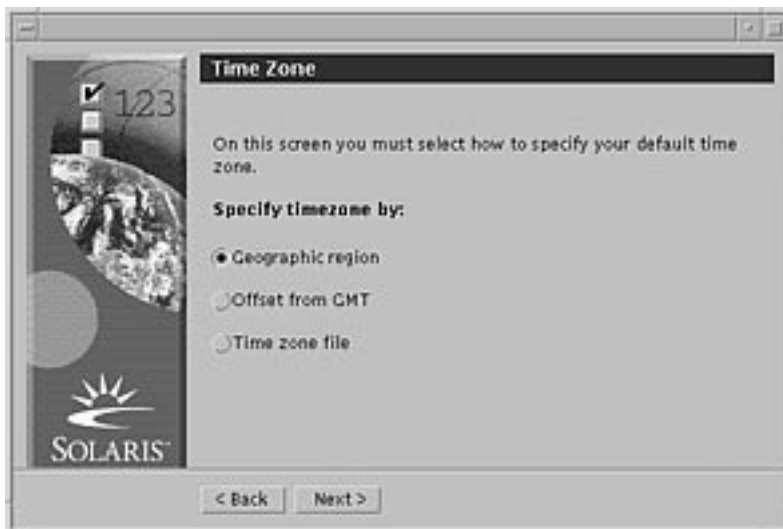
**11. Select the name service the system will use, or None if you aren't using a name service, and click Next >.**

If you selected NIS+, NIS, or DNS, the Domain Name dialog box is displayed:





If you selected None, the Time Zone dialog box is displayed:



**12. Did you select None in the preceding step?**

- If yes, go to Step 15 on page 36.
- If no, type the name of the domain in which the system is located and click Next >.

If you selected NIS+ or NIS, the Name Server dialog box is displayed:



If you selected DNS, the DNS Server Address dialog box is displayed:



### 13. Are you using NIS+/NIS or DNS?

- If NIS+ or NIS, select “Find one” or “Specify one” and click Next >.
- If you selected “Find one,” the Time Zone dialog box is displayed.
- If you selected “Specify one,” the Name Server Information dialog box is displayed:



- If DNS, type the IP address of the DNS server or servers you want and click Next >.

The DNS Search List dialog box is displayed:



#### 14. Are you using NIS+ /NIS or DNS?

- If NIS+ or NIS, on the Name Server Information dialog box, type the host name and IP address of your name server and click Next >.
- If DNS, type the name of the domain or domains you want searched when a DNS query is made, if any, and click Next >.

The Time Zone dialog box is displayed:



**15. On the Time Zone dialog box, select how you want to set your default time zone and click Next >.**

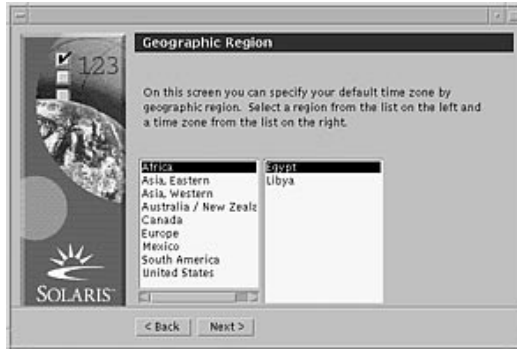
The Geographic Region, Offset From GMT, or Time Zone File dialog box is displayed, depending on the method you chose.

**16. Use this decision table to determine what to do next:**

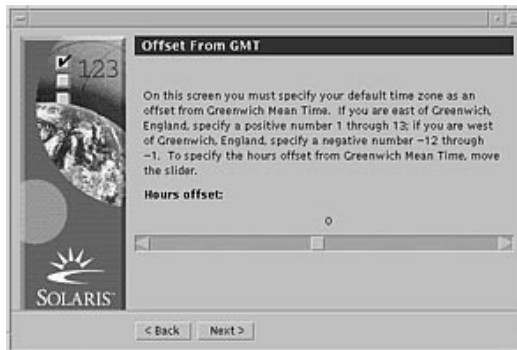
---

**If you chose**

**Then**



Select the region you want in the left window and the time zone in the right, and click Next >.



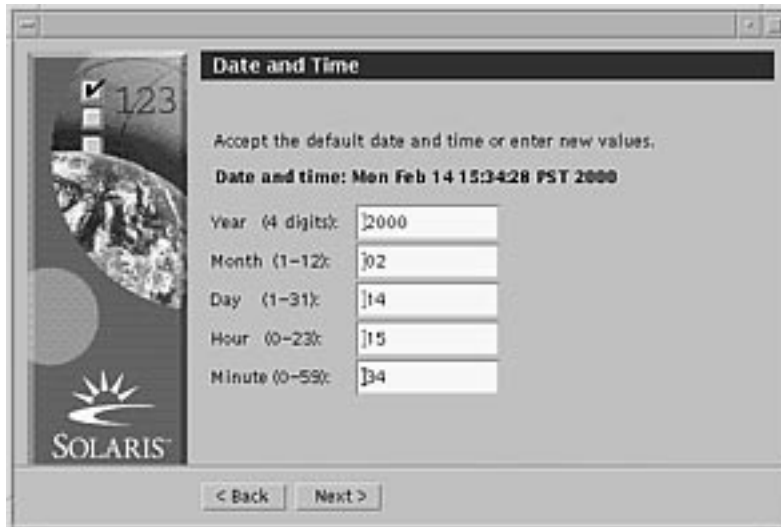
Drag the slider toward the left (for west of Greenwich, England) or right (for east of Greenwich, England), and click Next >.



Specify the name of any file in /usr/share/lib/zoneinfo, or click Select to choose a file in this directory, and click Next >.

---

The Date and Time dialog box is displayed:



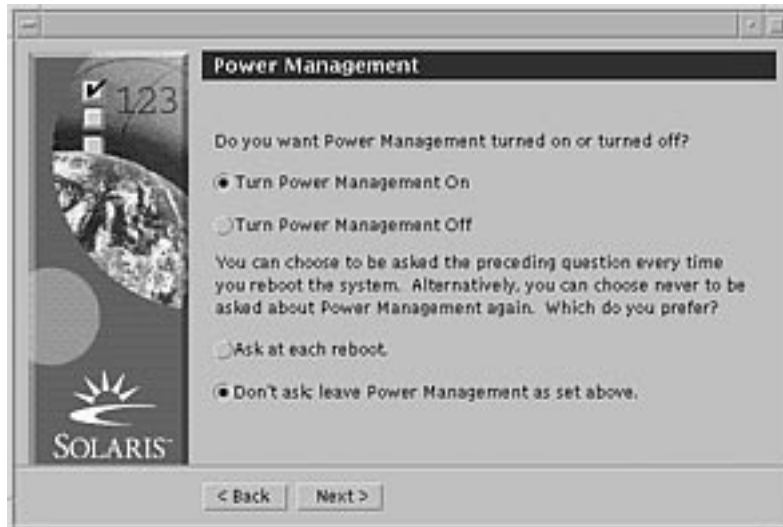
**17. If necessary, correct the date and time, and click Next >.**

The Root Password dialog box is displayed:



**18. Type the alphanumeric string you want to use for the superuser password in both fields, and click Next >.**

The Power Management™ dialog box is displayed:



19. Choose whether you want Power Management turned on or off and whether you want to be asked to turn it on or off every time you reboot, and click **Next >**.

---

**Note** - Power Management software automatically saves the state of a system and turns it off after it is idle for 30 minutes. When you install the Solaris software on a system that complies with Version 2 of the U.S. Environmental Protection Agency's Energy Star guidelines—a sun4u SPARC system, for example—the Power Management software is installed by default, and you are prompted after subsequently rebooting to enable or disable the Power Management software.

---

The Proxy Server Configuration dialog box is displayed:



**20. Does the system go through a proxy server to access the Internet?**

- If no, select Direct connection to the Internet and click Next >.
- If yes, select Use Proxy Configuration Below, specify the host name and port of the proxy server for the system, and click Next >.

The Confirm Information dialog box is displayed:



**21. Is the information on the Confirm Information dialog box correct?**



- If no, click < Back until you display the dialog box you need to correct the information.
- If yes, click Confirm.

The message:

Please wait while the system is configured with your settings...

is displayed in the Confirm Information dialog box. The Extracting dialog box is displayed momentarily. Then the Solaris Web Start Installation Kiosk and Welcome to Solaris dialog box are displayed:



---

**Note** - From this point on, you can click on any link listed in the Kiosk menu.

In some cases, the Kiosk might obscure a dialog box. To display an obscured dialog box, on the Kiosk menu, click Send Kiosk to Background.

---

---

**Note** - Click Save Kiosk on System to copy the Kiosk to your system (to `/var/sadm/webstart/kiosk`) so you can use it after you install the Solaris software. To use the Kiosk, you must also:

- Use Netscape™ Communicator 4.7.
  - Point Netscape to `/var/sadm/webstart/kiosk/index.html`.
  - In the CDE Style Manager, check Point In Window To Make Active and uncheck Raise Window When Made Active.
- 

## ▼ To Install Solaris

1. **On the Welcome to Solaris dialog box, click Next >.**

The Solaris 8 Installation English SPARC Platform Edition or Solaris 8 Installation Multilingual SPARC Platform Edition CD is ejected and the Insert CD dialog box is displayed:



2. **Remove the CD from the tray or caddy, and insert the CD labeled Solaris 8 Software 1 of 2 SPARC Platform Edition.**
3. **Push the tray in or insert the caddy and click OK on the Insert CD dialog box.**  
The Reading CD and Initializing dialog boxes are displayed. The Select Type of Install dialog box is then displayed:



#### 4. Which type of installation do you want to perform?

- If Default Install, select Default Install, click Next >, and go to Step 19 on page 50.
- If Custom Install, select Custom Install and click Next >.

---

**Note** - Custom Install enables you to install additional Solaris and third-party products from a CD, from a local or network file system, or by downloading from a web page displayed in the Kiosk.

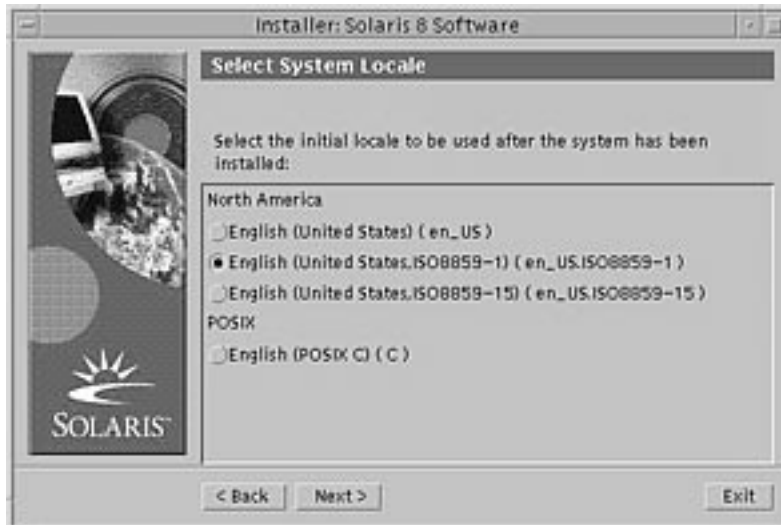
---

The Select Software Localizations dialog box is displayed:



5. Select the geographic regions and localizations you want to install in addition to English and click Next >.

The Select System Locale dialog box is displayed:



6. Select the initial locale you want to be used after Solaris is installed and click Next >.

---

**Note** - English (United States, en\_US) is selected by default.

---

The Select Products dialog box is displayed:



7. Select the product or products you want to install in addition to Solaris 8 and click Next >.

---

**Note** - A description of each product, if available, is displayed when you select it.

---

The Additional Products dialog box is displayed:



**8. Do you want to install additional third-party or other software products (that can be installed with Solaris Web Start)?**

- If no, select None, click Next >, and go to Step 12 on page 47.
- If yes, select Product CD, Kiosk Download, or Local or Network File System, and click Next >.
  - If you selected Product CD, the Solaris 8 Software 1 of 2 SPARC Platform Edition CD is ejected and the Insert CD dialog box is displayed.
  - If you selected Kiosk Download, the Scanning dialog box is displayed. When Solaris Web Start is done scanning the Kiosk download area (/webstart/kiosk/download), the Select Products dialog box is displayed. The products you can install with Solaris Web Start are listed in the windows.
  - If you selected Local or Network File System, the Specify Network File System Path dialog box is displayed:



**9. Which product source did you specify previously?**

- If Product CD, remove the Solaris 8 Software 1 of 2 SPARC Platform Edition CD from the tray or caddy, insert the product CD you want, and click OK on the Insert CD dialog box. The Scanning CD dialog box is displayed. When Solaris Web Start is done scanning the product CD, the Select Products dialog box is displayed. The contents of the product CD you can install with Solaris Web Start are listed in the windows.
- If Kiosk Download, go to the next step.
- If Local or Network File System, on the Specify Network File System Path dialog box, type the path to the file system and click Next >.

The Scanning dialog box is displayed. When Solaris Web Start is done scanning the file system, the Select Products dialog box is displayed. The products you can install with Solaris Web Start are listed in the windows.

10. On the Select Products dialog box, select the products you want to install and click Next >.

---

**Note** - A description of each product, if available, is displayed when you select it.

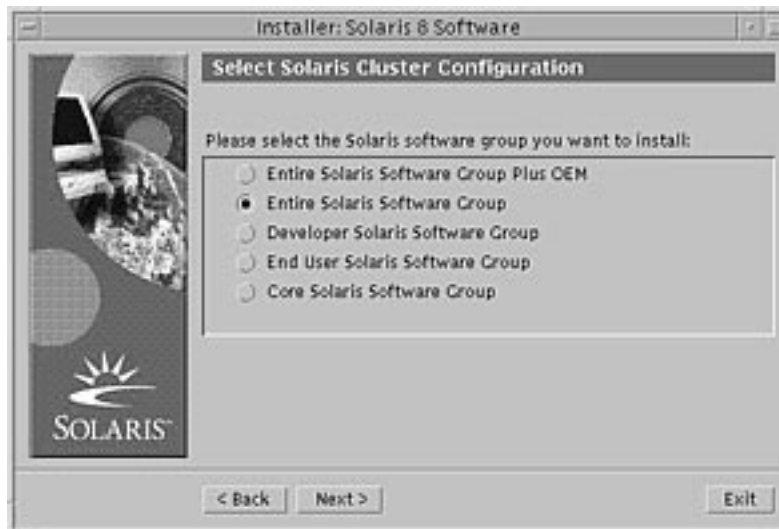
---

The Additional Products dialog box is displayed.

11. Did you specify that you want to install additional products from a CD?

- If no, go to the next step.
- If yes, remove the product CD from the tray or caddy, insert the Solaris 8 Software 1 of 2 SPARC Platform Edition CD, and click OK.

The Reading CD dialog box is displayed. The Select Solaris Cluster Configuration dialog box is then displayed:



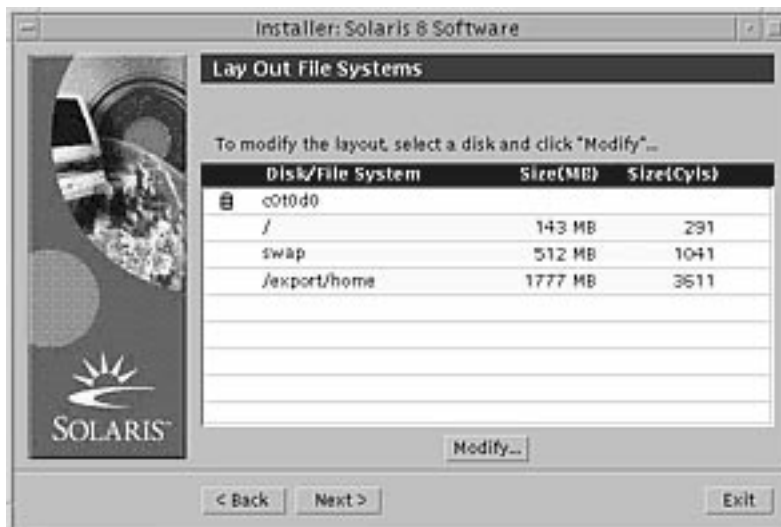
12. Select the Solaris software group you want to install and click Next >.

The Disk Selection dialog box is displayed:



13. Select the disk or disks on which you want to lay out file systems and click **Next >**.

The Gathering Disk Space Requirements dialog box is displayed, followed by the Lay Out File Systems dialog box (with the Modify button):



14. Do you want to modify a file system on a disk?

- If no, click Next > and go to Step 19 on page 50.



- If yes, highlight the disk/file system you want and click Modify.

The Disk dialog box is displayed:



---

**Note** - Although you highlight a particular file system on a disk to modify in this step, you can modify *any* file system shown on the Disk dialog box.

---

#### 15. Do you want to specify the size changes in megabytes or cylinders?

- If cylinders, click Cyl.  
Sizes are displayed in cylinders.
- If megabytes (the default), go to the next step.

---

**Note** - If sizes are displayed in cylinders, click MB to specify the size changes in megabytes.

---

#### 16. Make the changes you want on the Disk dialog box.

---

**Note** - To apply and save changes but continue, click Apply. To erase all changes you haven't yet applied, click Reset. To apply and save changes and dismiss the dialog box, click OK.

---

17. When you're done making changes, click OK.

The Disk dialog box is dismissed.

18. When you're done modifying the layout of file systems, click Next >.

The Ready to Install dialog box is displayed:



19. On the Ready to Install dialog box, click Install Now.

The Installing dialog box is displayed:



Status messages and the name of each package that's added to the Solaris software are displayed in brackets above the top progress bar. The status of the entire installation is shown on the bottom progress bar.

A complete list of Solaris 8 packages is included in Appendix A, Appendix B, and Appendix C.

---

**Note** - Installation can take a while, but the actual time depends on the software group you chose to install, the reallocation of any space if needed, and the speed of the network or local CD-ROM drive you use.

---

When installation of the software on the Solaris 8 Software 1 of 2 SPARC Platform Edition CD is finished, the CD is ejected and the Installation Summary dialog box is displayed:



**20. Do you want to display a log file that describes what was installed on the system?**

- If no, go to Step 23 on page 53.
- If yes, click Details for the product you want.

A new dialog box titled Details is displayed over the Installation Summary dialog box:



**21. When you're done viewing the Details dialog box, click Dismiss.**

The Details dialog box is dismissed.

**22. On the Installation Summary dialog box, click Next >.**

- If a CD is inserted in the CD-ROM drive, it's ejected.
- If additional software is required, a Specify Media dialog box like this is displayed:



- Otherwise, the Reboot dialog box is displayed:



**23. Is additional software required?**

- If no, go to Step 26 on page 54.
- If yes, do you want to install the additional software from a CD or through a network file system?
  - If CD, select CD and click Next >. The Insert CD dialog box is displayed.
  - If network file system, select Network File System and click Next >. A Specify Network File System Path dialog box like this is displayed:



**24. How did you specify you want to install the additional software?**

- If from a CD, insert the CD specified on the Insert CD dialog box and click OK. The Reading CD, Launching Installer, and Extracting dialog boxes are displayed, followed by the Installing dialog box. When installation of the software on the CD is finished, the CD in the CD-ROM drive is ejected and the Installation Summary dialog box is displayed.
- If through a network file system, type the path to the network file system on the Specify Network File System Path dialog box and click Next >. The Launching Installer and Extracting dialog boxes are displayed, followed by the Installing dialog box. When installation of the software through the network is finished, the Installation Summary dialog box is displayed.

**25. Repeat the previous steps starting at Step 22 on page 52.**

**26. On the Reboot dialog box, click Reboot Now.**

The system is rebooted. After a few seconds, a dialog box that prompts you to enter the user name and password for the system is displayed.

**27. Type the user name and password for the system.**

A dialog box that prompts you to select the Solaris desktop you want (either CDE or OpenWindows™) is displayed.

**28. Select the Solaris desktop you want and click OK.**

After a few seconds, the Solaris desktop you selected is displayed.

**29. Do you intend to use Netscape Communicator and OpenWindows on the system on which you just installed Solaris 8?**

- If no, you're done.
- If yes, use a text editor of your choice to open the system's `.cshrc` file, and add an entry to your path environment variable for the directory in which Netscape Communicator is installed.

For example, if Netscape Communicator is installed in the default directory, add `/opt/NSCPcom` to your path environment variable.

---

**Note** - When running Netscape Communicator with OpenWindows, your path environment variable needs to include a pointer to the `NSCPcom` directory to find the binaries.

---

---

## Using Solaris Web Start With an Install Server

You typically install Solaris software with Solaris Web Start by using the system's CD-ROM drive. You can, however, install Solaris over a network instead. Installing Solaris over the network involves setting up an *install server*, a machine on which an image of Solaris software exists. This image can be transferred over the network to other computers.

Setting up an install server and installing Solaris over a network are described in the *Solaris 8 Advanced Installation Guide*.





## Upgrading a System

---

This chapter describes how to upgrade an existing Solaris *SPARC Platform Edition* system.

---

**Note** - Before using Solaris Web Start to update or upgrade a system, refer to the *Solaris 8 (SPARC Platform Edition) Release Notes* and *Solaris 8 Installation Supplement*.

---

---

## Ways to Upgrade a System

When you install a new version of Solaris software on an existing Solaris system, you can choose one of the following ways to upgrade the Solaris operating environment:

- *Upgrade* – This option merges the new version of the Solaris operating environment with the existing files on the system’s disks. It saves as many modifications as possible that you have made to the previous version of the Solaris operating environment.
- *Initial* – This option overwrites the system’s disk with the new version of the Solaris operating environment. You must back up any local modifications that you have made to the previous version of the Solaris operating environment before you begin the installation and restore the local modifications after the installation is finished.

# Frequently Asked Questions About Upgrading

- How do I know I can upgrade my system?

You can upgrade a SPARC system provided there is a slice on the disk that isn't needed to upgrade that disk. `swap` is preferred, but any slice will suffice as long as it is not located in any of the "upgradeable" root slices listed in `/etc/vfstab`. The size of this slice must also exceed or equal the minimum required size, which is dynamic.

The minimum required sizes for the Solaris 8 Installation English SPARC Platform Edition and Solaris 8 Installation Multilingual SPARC Platform Edition CDs are shown in Table 3-1:

TABLE 3-1 Minimum Required Sizes for Slices

	64 Mbytes Memory	128 Mbytes Memory	256 Mbytes or More Memory
Solaris 8 Installation English SPARC Platform Edition CD	256 Mbytes	256 Mbytes	256 Mbytes
Solaris 8 Installation Multilingual SPARC Platform Edition CD	404 Mbytes	340 Mbytes	308 Mbytes

- Can I use the upgrade option on my system?

You can use the upgrade option if you are running Solaris 2.5.1, Solaris 2.6, or Solaris 7 software.

To determine the version of the Solaris operating environment your system is running, type:

```
$ uname -a
```

- Do I have to back out patches before I use the upgrade option?

No, backing out packages is not required.

- What if Solaris Web Start doesn't provide the upgrade option, but the system can be upgraded?

See Chapter 5 for information.

- What if the system's file systems don't have enough space for the upgrade?

You can reallocate disk space with Solaris Web Start if the current file systems don't have enough space for the upgrade. Solaris Web Start attempts to determine how to reallocate the disk space so the upgrade can succeed. If Solaris Web Start cannot determine how to reallocate disk space, you must manually modify the layout of the file systems.
- Can I automatically upgrade to another software group?

No. For example, if you previously installed the End User System Support software group on your system, you cannot use the upgrade option to upgrade to the Developer System Support software group. However, you can always add software to the system during the upgrade that is not part of the currently installed software group.
- Where does Solaris Web Start describe the local modifications that could not be preserved?
  - Before the system reboots: `/a/var/sadm/system/data/upgrade_cleanup`
  - After the system reboots: `/var/sadm/system/data/upgrade_cleanup`
- Where does the installation program place upgrade log files?
  - Before the system reboots: `/a/var/sadm/system/logs/upgrade_log`
  - After the system reboots: `/var/sadm/system/logs/upgrade_log`

---

## Upgrading Your System

### ▼ To Get Started

1. **Check the documentation:**
  - Check the *Solaris 8 (SPARC Platform Edition) Release Notes* and vendor release notes to ensure that the software you use is still supported in the new release.
  - Check the *Solaris 8 Sun Hardware Platform Guide* to make sure your hardware is still supported.
  - See the documentation that came with your system to make sure your system and devices are still supported by the new release.
  - Check for all the available patches you might need. The most recent patch list is provided at <http://sunsolve.sun.com>.
  - Check Table 3-2 for known problems. This list is not complete. Always check vendor and third-party software documentation for additional upgrade instructions.

TABLE 3-2 Software That Requires Changes Before Upgrading

Software	Problem Summary
Prestoserve	If you start the upgrade process by shutting down the system using <code>init 0</code> , you can lose data. See the Prestoserve documentation for shutdown instructions.

**2. Determine the language you want to use to upgrade Solaris. If you use the CD labeled:**

- Solaris 8 Installation English SPARC Platform Edition—all prompts, messages, and other upgrade information are displayed in English only.
- Solaris 8 Installation Multilingual SPARC Platform Edition—you can select one of the following languages in which to display all prompts, messages, and other upgrade information:
  - English
  - French
  - German
  - Italian
  - Japanese
  - Korean
  - Spanish
  - Swedish
  - Simplified Chinese
  - Traditional Chinese

**3. Make sure you have *at least* the following CDs:**

- Solaris 8 Installation English SPARC Platform Edition *or* Solaris 8 Installation Multilingual SPARC Platform Edition
- Solaris 8 Software 1 of 2 SPARC Platform Edition *and* Solaris 8 Software 2 of 2 SPARC Platform Edition

- Solaris 8 Languages SPARC Platform Edition (if you use the Multilingual CD)

## ▼ To Back Up a System



---

**Caution** - Back up existing file systems before upgrading the Solaris operating environment. Copying them to removable media (such as tape) safeguards data against loss, damage, or corruption.

---

You can use the Solaris Web Start Specify Backup Media dialog box to back up a system on a local disk, local tape, or remote file system.

If you do not have a backup procedure in place, follow these steps to perform a full backup of file systems on tape. Backing up a system and setting up scheduled backups are described in more detail in *System Administration Guide, Volume I*.

1. **Become superuser.**
2. **Shut down the system:**

```
# init 0
```

3. **Boot the system in single-user mode:**

```
ok boot -s
```

4. **Do you want to check the file systems for consistency?**

---

**Note** - Checking the file systems for consistency ensures you back up uncorrupted data. A power failure, for example, can leave files in an inconsistent state.

---

- If no, go to the next step.
- If yes, use the `fsck` command with the `-m` option:

```
# fsck -m /dev/rdisk/device-name
```

5. **Do you intend to back up the file systems onto a remote tape drive?**
  - If no, go to the next step.

- If yes:
  - a. Add the following entry to the `./rhosts` file of the system that is initiating the backup:

```
host root
```

- b. Verify that the host name added to the `./rhosts` file above is accessible via the local `/etc/inet/hosts` file or available through an NIS or NIS+ name server.

**6. Identify the device name of the tape drive.**

The default tape drive is `/dev/rmt/0`.

**7. Insert a tape that is not write-protected into the tape drive.**

**8. Back up file systems using one of the `ufsdump` commands listed in Table 3-3.**

TABLE 3-3 Full Backup Commands

To make a full backup on a	Use this command
Local cartridge tape drive	<code>ufsdump9ucf /dev/rmt files_to_backup</code>
Remote cartridge tape drive	<code>ufsdump0ucf remote_host:/ files_to_backup</code>

**9. When prompted, remove the tape and replace it with the next volume.**

**10. Label each tape with the volume number, level, date, system name, and file system.**

**11. Press Control-D.**

The system is returned to run level 3.

**12. Verify that you successfully backed up the system:**

```
# ufsrestore -t
```

## ▼ To Plan for Upgrading

1. Use this decision table to determine what to do first.

If you intend to upgrade from a	Then go to
CD-ROM drive attached to your system	The next step.
Remote CD-ROM drive on a network	<i>Solaris 8 Advanced Installation Guide.</i>

2. If your system is attached to a network, gather the following information about the system that contains the Solaris operating environment you intend to upgrade.

Information	Example	To find the information (with Solaris installed), use
Host name	crater	<code>uname -n</code>
Host IP address	129.221.2.1	<code>ypmatch system_name hosts</code> or <code>nismatch system_name hosts.org_dir</code>
Subnet mask	255.255.255.0	<code>more /etc/netmasks</code>
Type of name service (DNS, NIS, or NIS+)	<pre>passwd:  files nis group:   files nis  hosts:   xfn nis [NOTFOUND=return] files networks: nis [NOTFOUND=return] files protocols: nis [NOTFOUND=return] files rpc:     nis [NOTFOUND=return] files ethers:  nis [NOTFOUND=return] files netmasks: nis [NOTFOUND=return] files bootparams: nis [NOTFOUND=return] files publickey: nis [NOTFOUND=return] files  netgroup: nis  automount: files nis aliases:   files nis  services: files nis sendmailvars: files</pre>	<code>cat /etc/nsswitch.conf</code>
Domain name	lbloom.West.Arp.COM	<code>domainname</code>

Information	Example	To find the information (with Solaris installed), use
Host name of name server	thor75	<code>ypwhich</code>
Host IP address of name server	129.153.75.20	<code>ypmatch nameserver_name hosts</code> or <code>nismatch nameserver_name hosts.org_dir</code>

## ▼ To Set Up for Upgrading

1. Do you intend to install the Solaris software through a `tip(1)` line?
  - If no, go to the next step.
  - If yes, make sure your window display is at least 80 columns wide and 24 rows long.

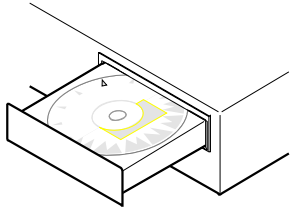
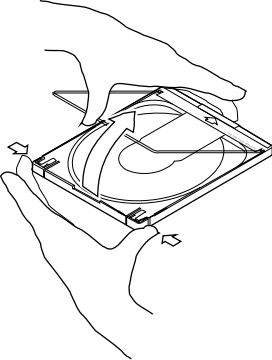
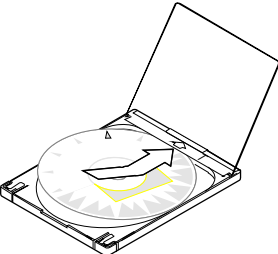
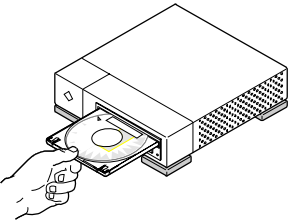
---

**Note** - To determine the current dimensions of your `tip` window, use the `stty(1)` command.

---

2. Insert the CD labeled **Solaris 8 Installation English SPARC Platform Edition** or **Solaris 8 Installation Multilingual SPARC Platform Edition** into the system's CD-ROM drive.



CD-ROM Drive - Tray Version	CD-ROM Drive - Caddy Version
<p data-bbox="383 184 756 264">1. Press the eject button on the front panel of the CD-ROM drive. A tray slides out.</p>  <p data-bbox="383 491 748 699">2. Insert the CD labeled Solaris 8 Installation English SPARC Platform Edition or Solaris 8 Installation Multilingual SPARC Platform Edition (logo facing up) into the tray.</p> <p data-bbox="383 646 737 699">3. Push the tray into the CD-ROM drive.</p>	<p data-bbox="805 184 1263 237">1. To open the caddy, pinch the corners while lifting the lid at the center.</p>  <p data-bbox="805 617 1263 747">2. Insert the CD labeled Solaris 8 Installation English SPARC Platform Edition or Solaris 8 Installation Multilingual SPARC Platform Edition (logo facing up) and close the caddy.</p>  <p data-bbox="805 1022 1211 1102">3. With the arrow on the caddy pointing toward the CD-ROM drive, insert the caddy.</p> 

3. **Boot the system by displaying the ok prompt (by typing `halt` as superuser or by pressing both the Stop and A keys at the same time), and then type:**
- ```
boot cdrom
```

- If you're using the CD labeled Solaris 8 Installation English SPARC Platform Edition, information similar to this is displayed:

```
Boot device: /sbus/espdma@e,8400000/esp@e,8800000/sd@6,0:f File and args:
SunOS Release 5.8 Version Generic 32-bit
Copyright 1983-2000 Sun Microsystems, Inc. All rights reserved.
Configuring /dev and /devices
Using RPC Bootparams for network configuration information.
Stand by...
Solaris Web Start 3.0 installer

English has been selected as the language in which to perform the install.
Starting the Web Start 3.0 Solaris installer

Solaris installer is searching the system's hard disks for a
location to place the Solaris installer software.

Your system appears to be upgradeable.
Do you want to do a Initial Install or Upgrade?

1) Initial Install
2) Upgrade
Please Enter 1 or 2 >
```

- If you're using the CD labeled Solaris 8 Installation Multilingual SPARC Platform Edition, information similar to this is displayed:

```
Boot device: /sbus/espdma@e,8400000/esp@e,8800000/sd@6,0:f File and args:
SunOS Release 5.8 Version Generic 32-bit
Copyright 1983-2000 Sun Microsystems, Inc. All rights reserved.
Configuring /dev and /devices
Using RPC Bootparams for network configuration information.
Stand by...
Solaris Web Start 3.0 installer

The Solaris Installer can be run in English, or any of the following languages:

1) English          6) Japanese
2) German          7) Korean
3) Spanish         8) Swedish
4) French          9) Simplified_Chinese
5) Italian        10) Traditional_Chinese
Select the language you want to use to run the installer:
```

#### 4. Which CD are you using?

- If the Solaris 8 Installation English SPARC Platform Edition CD, go to the next step.

- If the Solaris 8 Installation Multilingual SPARC Platform Edition CD, type the number you want to select the language in which to display prompts, messages, and other installation information.

Information similar to this is displayed:

```
language_you_selected has been selected as the language in which to perform the install.  
Starting the Web Start 3.0 Solaris installer
```

```
Solaris installer is searching the system's hard disks for a  
location to place the Solaris installer software.
```

```
Your system appears to be upgradeable.  
Do you want to do a Initial Install or Upgrade?
```

```
1) Initial Install  
2) Upgrade  
Please Enter 1 or 2 >
```

### 5. At the prompt, type 2 for upgrade and press Return.

Solaris Web Start searches the disk for swap slices that meet the minimum size requirements. Information similar to this is then displayed:

```
Since swap slices are usually erased at each reboot,  
the Solaris Installer would prefer to place the Solaris install image  
on a slice labeled swap.
```

```
The Installer would like to use the disk slice c0t0d0s1, labeled as swap.
```

```
WARNING: All information will be lost.
```

```
Can the Solaris Installer use this slice? [y,n,?]
```

### 6. Do you want to use the disk slice shown on your screen?

- If yes, type **y** and go to Step 14 on page 70.
- If no, type **n** and press Return.

Solaris Web Start searches the disk for slices that meet the minimum size requirements and are not located in any of the “upgradeable” root slices listed in `/etc/vfstab`, as described in Table 3-1. Information similar to this is displayed:

- ```
1) c0t0d0s1
2) Find Another
```

```
"Find Another" allows the Solaris Installer to find other
slices that may meet the criteria found in the Solaris
install guide.
Please make a selection. >
```

### 7. Do you want to use the disk slice shown on your screen?

- If yes, type 1 and go to Step 14 on page 70.
- If no, type 2 and press Return.

Solaris Web Start continues looking for another disk slice. If another disk slice is not found, the original swap shown on your screen is used by default. If another disk slice is found, information similar to this is displayed:

```
The following slices were found to meet the
criteria in the Solaris Install Guide.
```

```
WARNING: If one of the listed slices is chosen
to be used by the Solaris Installer
all information on the slice will be
erased
```

- ```
1) c0t0d0s7 last mounted on /export/home
2) None
```

```
"None" will skip these disk slices and present
you with a listing of all disks on the system
```

```
Please make a selection from the choices above >
```

### 8. Do you want to use one of the slices shown or None?

---

**Note** - If you select None and a disk identifier, you can no longer upgrade the system. You must perform an initial installation.

---

- If you want to use one of the slices shown, type the number of the slice you want and go to Step 14 on page 70.
- If None, type 2 and press Return.

Information similar to this is displayed:

```
The default root disk is /dev/dsk/c0t0d0.  
The Solaris installer needs to format  
/dev/dsk/c0t0d0 to install Solaris.
```

```
WARNING: ALL INFORMATION ON THE DISK WILL BE ERASED!
```

```
Do you want to format /dev/dsk/c0t0d0? [y,n,?,q]
```

**9. At the prompt, type *y* and press Return.**

Information similar to this is displayed:

```
NOTE: The swap size cannot be changed during filesystem layout.
```

```
Enter a swap slice size between 478MB and 2028MB, default = 512MB [?]
```

**10. At the prompt, press Return to enter the default swap slice size, or type the swap slice size you want and press Return.**

Information similar to this is displayed:

```
The Installer prefers that the swap slice is at the beginning of the  
disk. This will allow the most flexible filesystem partitioning later in the installation.
```

```
Can the swap slice start at the beginning of the disk [y,n,?,q]
```

**11. Do you want to place the swap space at the beginning of the disk (and thus improve the flexibility of partitioning the file systems and the efficiency with which the disk is accessed)?**

- If yes, type *y* and go to Step 14 on page 70.
- If no, type *n* and press Return.

Information similar to this is displayed:

```
WARNING: Placing the swap slice at a cylinder location other than cylinder 0
requires expert knowledge about disk layout. This choice may affect
disk layout choices later in the installation.
```

```
Enter a starting cylinder between 0 and 2043, default = 0 [?]
```

**12. Press Return to enter the default starting cylinder (0), or type the starting cylinder you want and press Return.**

Information similar to this is displayed:

```
You have selected the following to be used by the Solaris installer:
```

```
Disk Slice  : /dev/dsk/c0t0d0
Size        : 512 MB
Start Cyl.  : 0
```

```
WARNING: ALL INFORMATION ON THE DISK WILL BE ERASED!
```

```
Is this OK [y,n,?,q]
```

**13. At the prompt, type y.**

**14. Press Return.**

Information similar to this is displayed:

```
The Solaris installer will use disk slice, /dev/dsk/c0t0d0s1.
After files are copied, the system will automatically reboot, and
installation will continue.
Please Wait...
```

```
Copying mini-root to local disk...done.
```

```
Copying platform specific files...done.
```

```
Preparing to reboot and continue installation.
Syncing file systems... 10 done
rebooting...
Resetting ...
```

```
Sun Ultra 1 SBus (UltraSPARC 143MHz), Keyboard Present
OpenBoot 3.5, 64 MB memory installed, Serial #9999999.
```

(continued)

```
Ethernet address 8:0:20:8d:35:a5, Host ID: 808d35a5.
```

```
Rebooting with command: boot /sbus@1f,0/espdma@e,8400000/esp@e,8800000/sd@0,0:b  
Boot device: /sbus@1f,0/espdma@e,8400000/esp@e,8800000/sd@0,0:b File and args:  
SunOS Release 5.8 Version Generic 32-bit  
Copyright 1983-2000 Sun Microsystems, Inc. All rights reserved.  
Configuring /dev and /devices  
Using RPC Bootparams for network configuration information.  
Stand by...
```

The Welcome screen is displayed:



## ▼ To Configure Your System for Upgrading

1. On the Welcome screen, click Next >.

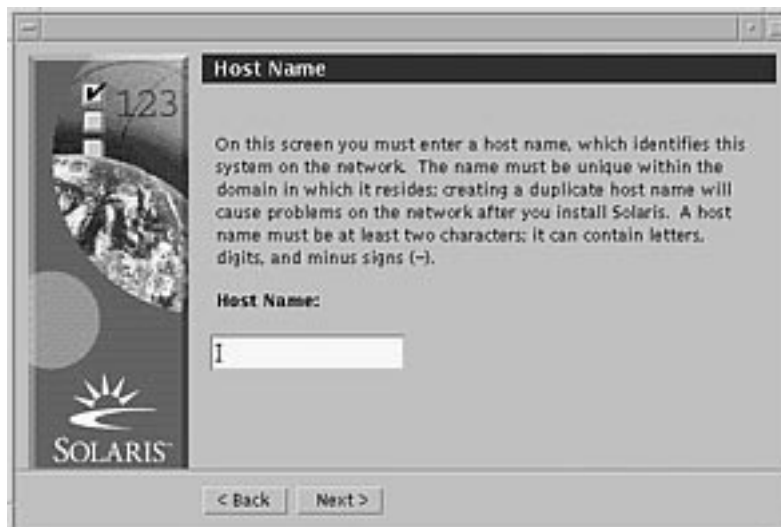
Solaris Web Start attempts to gather information about your system. The Network Connectivity dialog box is then displayed:



## 2. Is the system networked?

- If no, select Non-networked and click Next >.

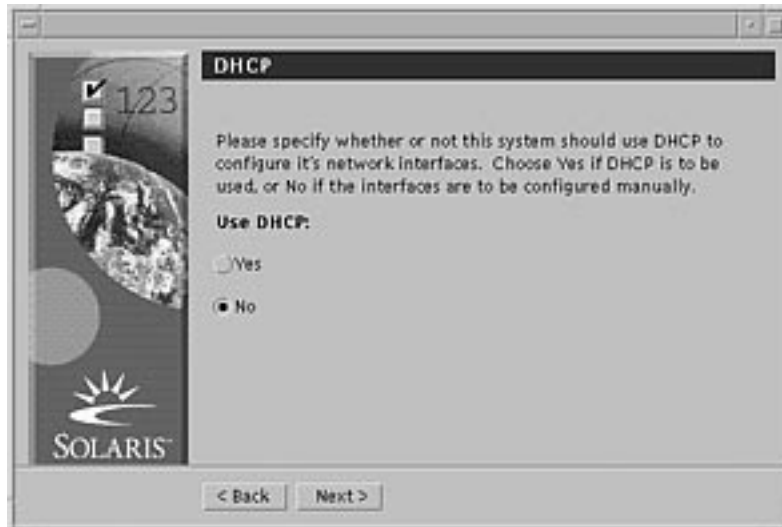
The Host Name dialog box is displayed:



- If yes, select Networked and click Next >.

The DHCP dialog box is displayed:





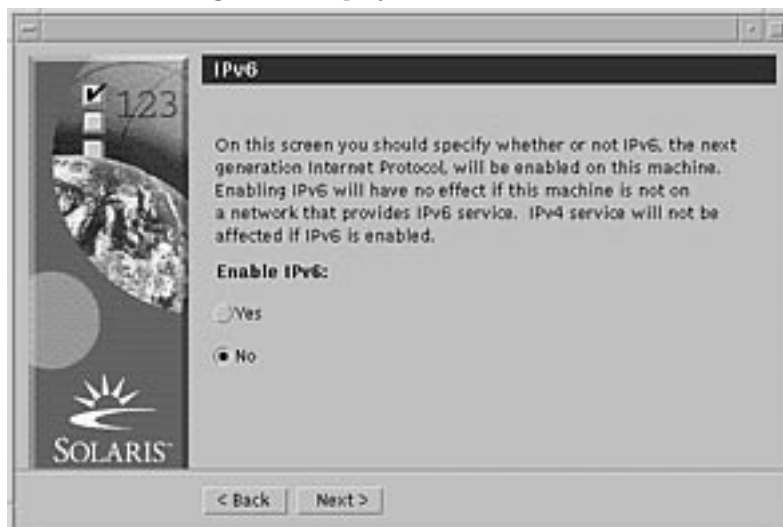
**3. Did you select Networked in Step 2 on page 72?**

- If no, go to Step 6 on page 74.
- If yes, go to the next step.

**4. Do you want to use DHCP for the network interface configuration?**

- If no, select No, click Next >, and go to Step 6 on page 74.
- If yes, select Yes and click Next >.

The IPv6 dialog box is displayed:

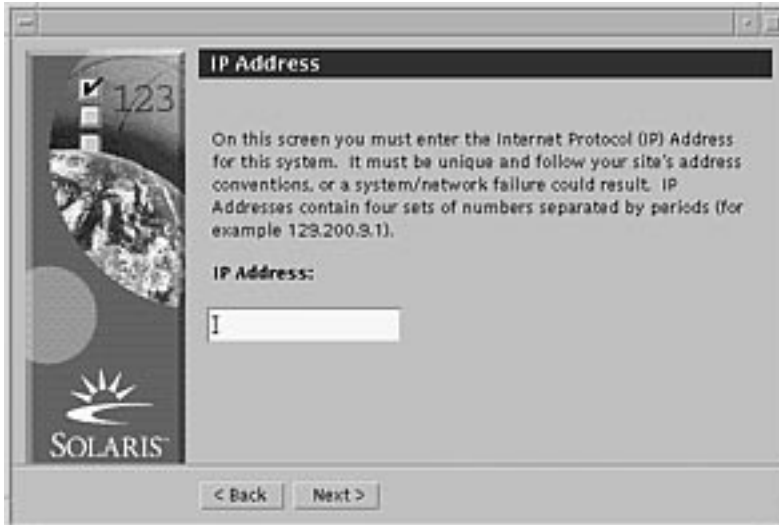


**5. Do you want to enable IPv6?**

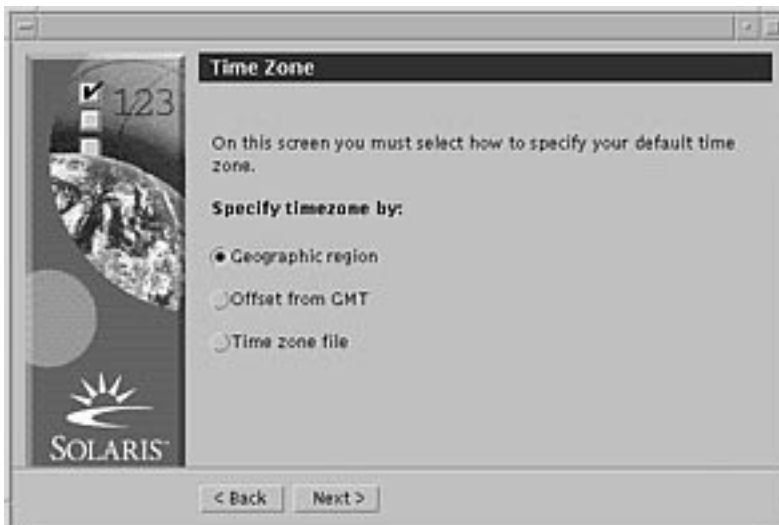
- If no, select No, click Next >, and go to Step 10 on page 76.
- If yes, select Yes, click Next >, and go to Step 10 on page 76.

**6. On the Host Name dialog box, type the host name you want and click Next >.**

If you selected Networked on the Network Connectivity dialog box shown in Step 2 on page 72, the IP Address dialog box is displayed:



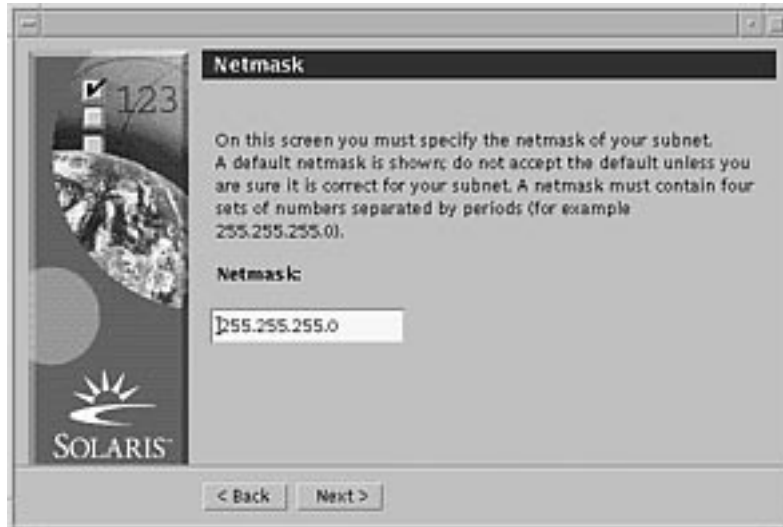
If you selected Non-networked on the Network Connectivity dialog box shown in Step 2 on page 72, the Time Zone dialog box is displayed:



**7. Is your system networked (that is, did you select Networked on the Network Connectivity dialog box)?**

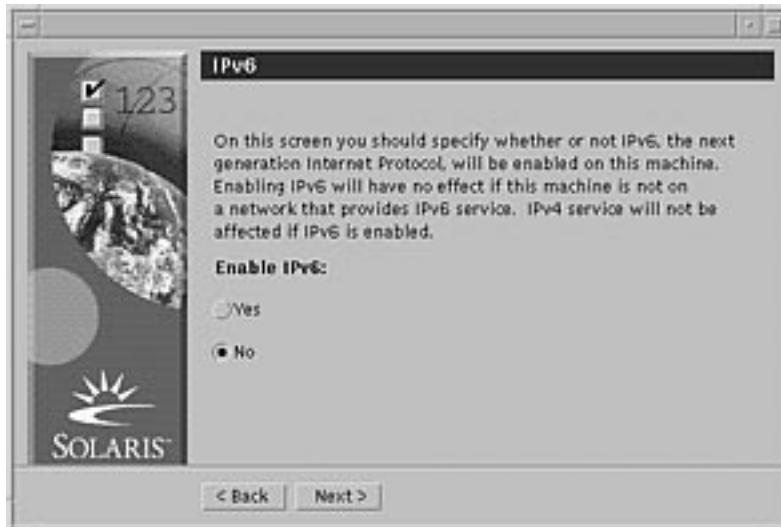
- If no, go to Step 14 on page 80.
- If yes, did you specify that you want DHCP used for the network interface configuration (that is, did you select Yes on the DHCP dialog box)?
  - If yes, go to Step 10 on page 76.
  - If no, on the IP Address dialog box, type the IP address of your networked system and click Next >.

The Netmask dialog box is displayed:



**8. Type the netmask you want (or leave the default netmask) and click Next >.**

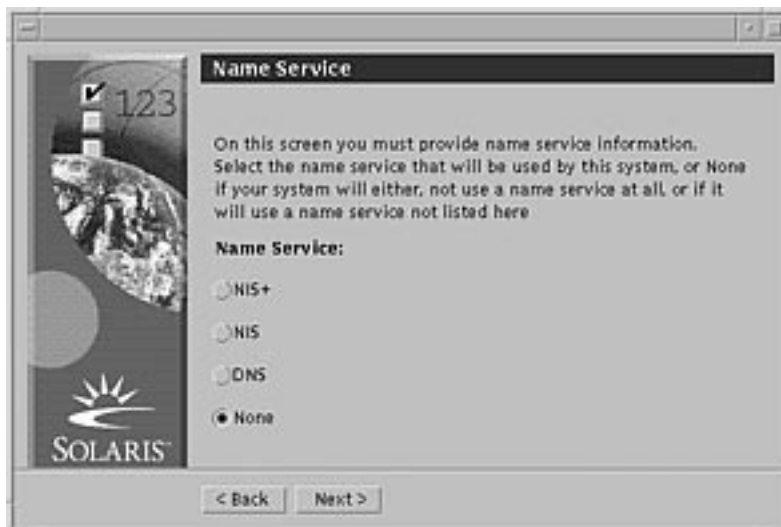
The IPv6 dialog box is displayed:



**9. Do you want to enable IPv6?**

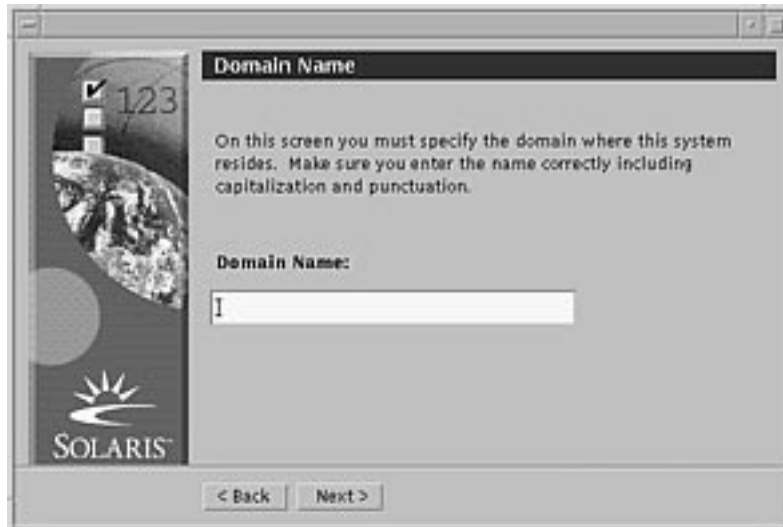
- If no, select No and click Next >.
- If yes, select Yes and click Next >.

The Name Service dialog box is displayed:



**10. Select the name service the system will use, or None if you aren't using a name service, and click Next >.**

If you selected NIS+, NIS, or DNS, the Domain Name dialog box is displayed:



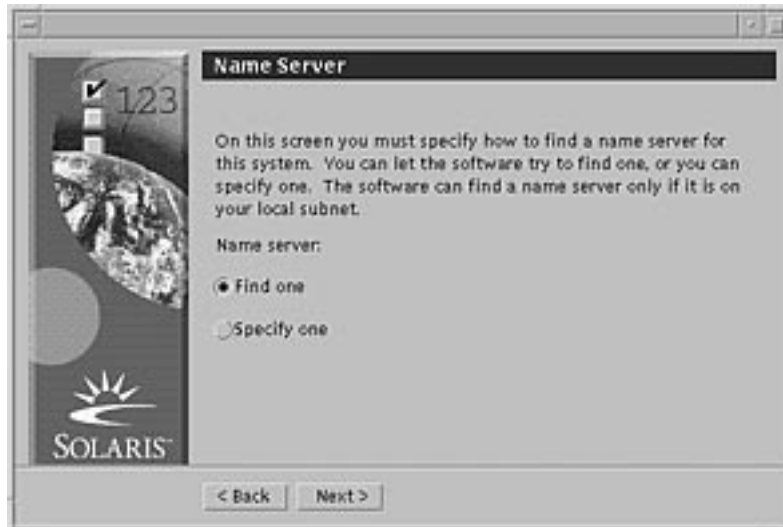
If you selected None, the Time Zone dialog box is displayed:



**11. Did you select None in the preceding step?**

- If yes, go to Step 14 on page 80.
- If no, type the name of the domain in which the system is located and click Next >.

If you selected NIS+ or NIS, the Name Server dialog box is displayed:



If you selected DNS, the DNS Server Address dialog box is displayed:



## 12. Are you using NIS+ /NIS or DNS?

- If NIS+ or NIS, select “Find one” or “Specify one” and click Next >.
- If you selected “Find one,” the Time Zone dialog box is displayed.
- If you selected “Specify one,” the Name Server Information dialog box is displayed:



- If DNS, type the IP address of the DNS server or servers you want and click Next >.

The DNS Search List dialog box is displayed:



### 13. Are you using NIS+ /NIS or DNS?

- If NIS+ or NIS, on the Name Server Information dialog box, type the host name and IP address of your name server and click Next >.
- If DNS, type the name of the domain or domains you want searched when a DNS query is made, if any, and click Next >.

The Time Zone dialog box is displayed:



**14. On the Time Zone dialog box, select how you want to set your default time zone and click Next >.**

The Geographic Region, Offset From GMT, or Time Zone File dialog box is displayed, depending on the method you chose.

**15. Use this decision table to determine what to do next:**



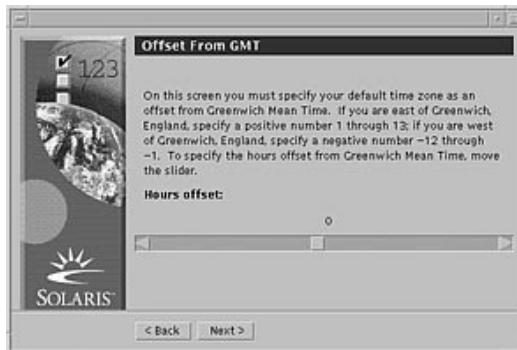
---

**If you chose**

**Then**



Select the region you want in the left window and the time zone in the right, and click Next >.



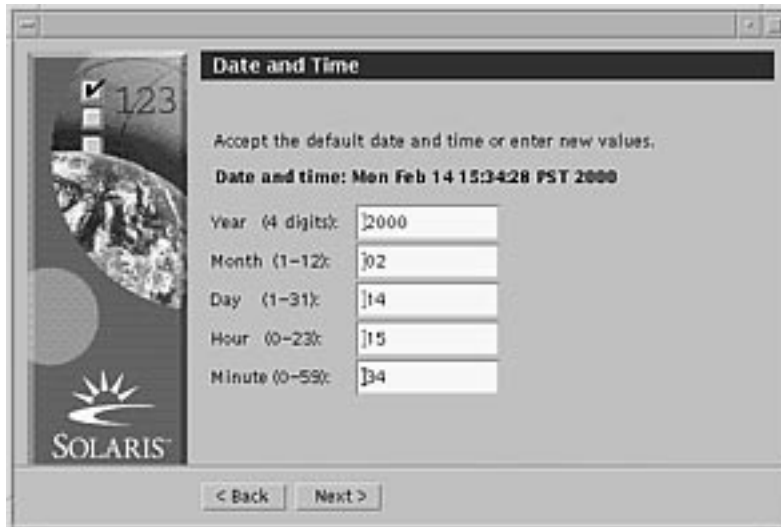
Drag the slider toward the left (for west of Greenwich, England) or right (for east of Greenwich, England), and click Next >.



Specify the name of any file in /usr/share/lib/zoneinfo, or click Select to choose a file in this directory, and click Next >.

---

The Date and Time dialog box is displayed:



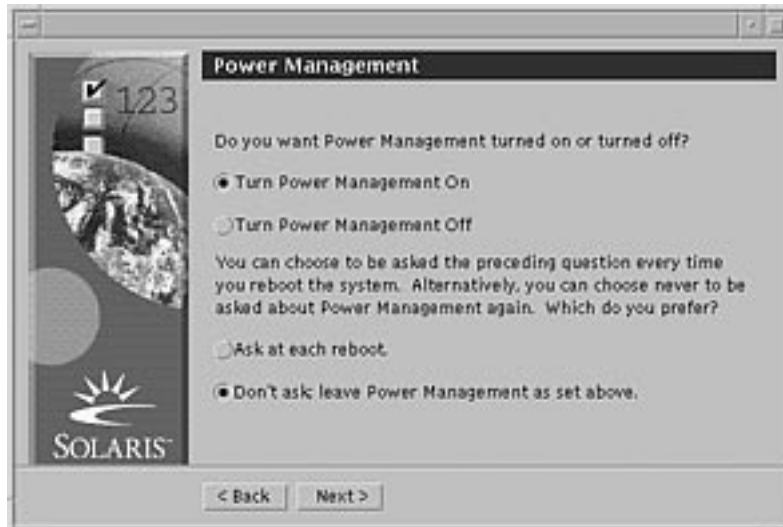
**16. If necessary, correct the date and time, and click Next >.**

The Root Password dialog box is displayed:



**17. Type the alphanumeric string you want to use for the superuser password in both fields, and click Next >.**

The Power Management dialog box is displayed:



18. Choose whether you want Power Management turned on or off and whether you want to be asked to turn it on or off every time you reboot, and click Next.

---

**Note** - Power Management software automatically saves the state of a system and turns it off after it is idle for 30 minutes. When you install the Solaris software on a system that complies with Version 2 of the U.S. Environmental Protection Agency's Energy Star guidelines—a sun4u SPARC system, for example—the Power Management software is installed by default, and you are prompted after subsequently rebooting to enable or disable the Power Management software.

---

The Proxy Server Configuration dialog box is displayed:



**19. Does the system go through a proxy server to access the Internet?**

- If no, select Direct connection to the Internet and click Next >.
- If yes, select Use Proxy Configuration Below, specify the host name and port of the proxy server for the system, and click Next >.

The Confirm Information dialog box is displayed:



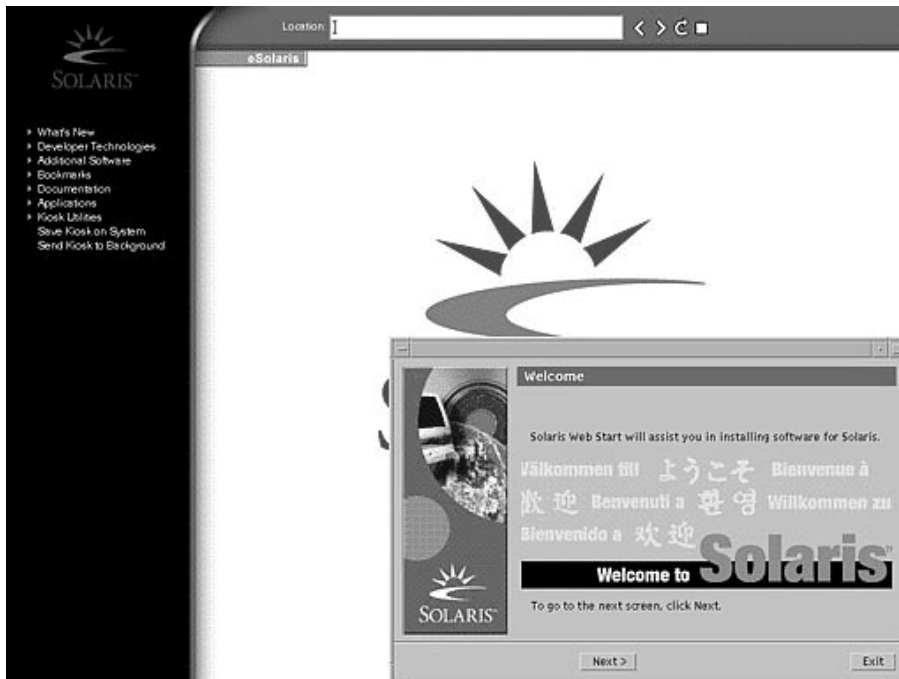
**20. Is the information on the Confirm Information dialog box correct?**

- If no, click < Back until you display the dialog box you need to correct the information.
- If yes, click Confirm.

The message:

Please wait while the system is configured with your settings...

is displayed in the Confirm Information dialog box. The Extracting dialog box is displayed momentarily. Then the Solaris Web Start Installation Kiosk and Welcome to Solaris dialog box are displayed:




---

**Note** - In some cases, the Kiosk might obscure a dialog box. To display an obscured dialog box, on the Kiosk menu, click Send Kiosk to Background.

---

## ▼ To Upgrade Solaris

1. On the Welcome to Solaris dialog box, click Next >.

The Solaris 8 Installation English SPARC Platform Edition or Solaris 8 Installation Multilingual SPARC Platform Edition CD is ejected and the Insert CD dialog box is displayed:



2. **Remove the CD from the tray or caddy, and insert the CD that contains the upgraded Solaris 8 software.**
3. **Push the tray in or insert the caddy and click OK on the Insert CD dialog box.**  
The Reading CD and Initializing dialog boxes are displayed. Then, the Select Upgrade or Initial Install dialog box is displayed:



4. **Which type of upgrade do you want to perform?**
  - If initial, select Initial Install and click Next >.

- If upgrade, select Upgrade Install and click Next >.

If you chose Initial Install, the Initializing dialog box is displayed, followed by the Select Type of Install dialog box:



If you chose Upgrade Install and there is more than one version of the Solaris operating environment already installed on the system, the Select Version To Upgrade dialog box is displayed:



If you chose Upgrade Install and there is only one version of the Solaris operating environment on the system, the Specify Backup Media dialog box is displayed:



**5. How many versions of Solaris are already installed on the system?**

- If none, go to Step 7 on page 89.
- If only one version of Solaris is installed on the system, go to the next step.
- If more than one version of Solaris is installed on the system, on the Select Version To Upgrade dialog box, select the version you want to upgrade and click Next >.

The Specify Backup Media dialog box is displayed.

**6. On the Specify Backup Media dialog box, select the media type you want (by pulling down the Media Type pop-up menu, selecting Local Disk, Local Tape, or Remote Filesystem, and specifying the path name) and click Next >.**

The Testing Upgrade Profile dialog box is displayed.

---

**Note** - At this point, Solaris Web Start tests the system you're upgrading to ensure that enough disk space is available for the upgraded Solaris software. If there is not enough disk space available, Solaris Web Start displays a message suggesting that you perform an initial upgrade.

---

The Select Type of Install dialog box is then displayed:





**7. Which type of installation do you want to perform?**

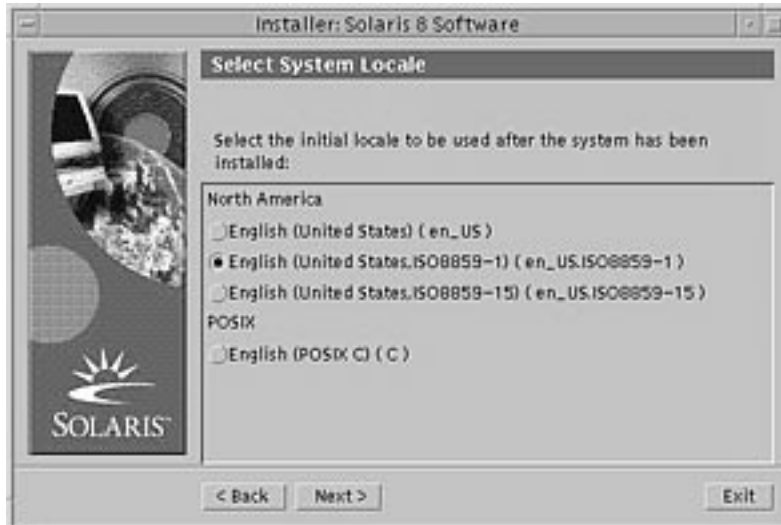
- If Default Install, select Default Install, click Next >, and go to Step 16 on page 94.
- If Custom Install, select Custom Install and click Next >.

The Select Software Localizations dialog box is displayed:



**8. Select the geographic regions and localizations you want to install in addition to English and click Next >.**

The Select System Locale dialog box is displayed:



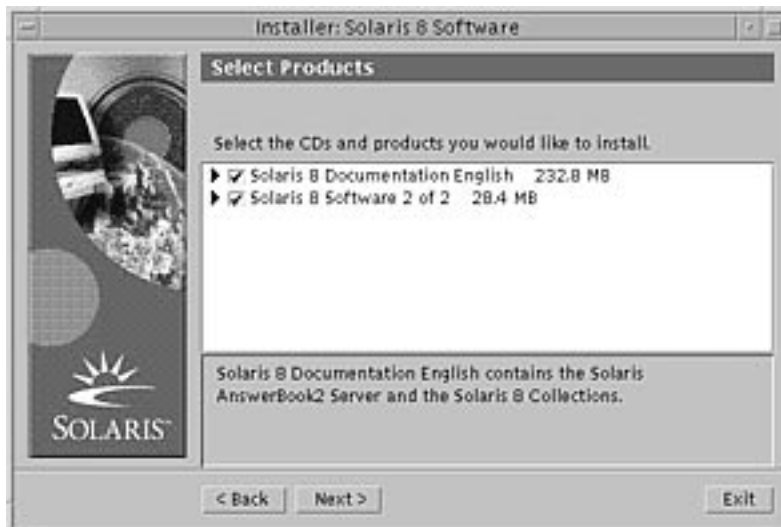
9. Select the initial locale you want to be used after the upgraded Solaris software is installed on the system and click Next >.

---

**Note** - English (United States, en\_US) is selected by default.

---

The Select Products dialog box is displayed:



10. Select the product or products you want to install in addition to the upgraded Solaris 8 software and click Next >.

---

**Note** - A description of each product, if available, is displayed when you select it.

---

The Additional Products dialog box is displayed:



11. Do you want to install additional third-party or other software products (that can be installed with Solaris Web Start)?

- If no, select None, click Next >, and go to Step 16 on page 94.
- If yes, select Product CD, Kiosk Download, or Local or Network File System, and click Next >.

If you selected Product CD, the Solaris 8 Software 1 of 2 SPARC Platform Edition CD is ejected and the Insert CD dialog box is displayed.

If you selected Kiosk Download, the Scanning dialog box is displayed. When Solaris Web Start is done scanning the Kiosk download area (`/webstart/kiosk/download`), the Select Products dialog box is displayed. The products you can install with Solaris Web Start are listed in the windows.

If you selected Local or Network File System, the Specify Network File System Path dialog box is displayed:



**12. Do you want to install additional third-party or other software products (that can be installed with Solaris Web Start)?**

- If no, select None, click Next >, and go to Step 16 on page 94.
- If yes, select Product CD, Kiosk Download, or Local or Network File System, and click Next >.

If you selected Product CD, the Solaris 8 Software 1 of 2 SPARC Platform Edition CD is ejected and the Insert CD dialog box is displayed.

If you selected Kiosk Download, the Scanning dialog box is displayed. When Solaris Web Start is done scanning the Kiosk download area (`/webstart/kiosk/download`), the Select Products dialog box is displayed. The products you can install with Solaris Web Start are listed in the windows.

If you selected Local or Network File System, the Specify Network File System Path dialog box is displayed:



13. On the Select Products dialog box, select the products you want to install and click Next >.

---

**Note** - A description of each product, if available, is displayed when you select it.

---

The Additional Products dialog box is displayed.

14. Do you want to install additional third-party or other software products (that can be installed with Solaris Web Start)?

- If yes, select Product CD, Kiosk Download, or Local or Network File System, click Next >, and repeat the preceding steps starting at Step 12 on page 92.
- If no, select None and click Next >.

If you previously inserted and scanned an additional products CD, the CD is ejected and an Insert CD dialog box prompts you to insert the Solaris 8 Software 1 of 2 SPARC Platform Edition CD.

15. Do you want to install additional third-party or other software products (that can be installed with Solaris Web Start)?

- If yes, select Product CD, Kiosk Download, or Local or Network File System, click Next >, and repeat the preceding steps starting at Step 12 on page 92.
- If no, select None and click Next >.

If you previously inserted and scanned an additional products CD, the CD is ejected and an Insert CD dialog box prompts you to insert the Solaris 8 Software 1 of 2 SPARC Platform Edition CD.

**16. On the Ready to Install dialog box, click Install Now.**

The Installing dialog box is displayed.

Status messages and the name of each package that's added to the Solaris software are displayed in brackets above the top progress bar. The status of the entire installation is shown on the bottom progress bar.

A complete list of Solaris 8 packages is included in Appendix A, Appendix B, and Appendix C.

---

**Note** - Upgrading can take a while, but the actual time depends on the software group you chose to install, the reallocation of any space if needed, and the speed of the network or local CD-ROM drive you use.

---

When installation of the software on the Solaris 8 Software 1 of 2 SPARC Platform Edition CD is finished, the CD is ejected and the Installation Summary dialog box is displayed:



**17. Do you want to display a log file that describes what was installed on the system?**

- If no, go to Step 20 on page 96.
- If yes, click Details for the product you want.

A new dialog box titled Details is displayed over the Installation Summary dialog box:



**18. When you're done viewing the Details dialog box, click Dismiss.**

The Details dialog box is dismissed.

**19. On the Installation Summary dialog box, click Next >.**

If a CD is inserted in the CD-ROM drive, it's ejected.

If additional software is required, a Specify Media dialog box like this is displayed:



Otherwise, the Reboot dialog box is displayed:



**20. Is additional software required?**

- If no, go to Step 23 on page 97.
- If yes, do you want to install the additional software from a CD or through a network file system?
  - If CD, select CD and click Next >. The Insert CD dialog box is displayed.
  - If network file system, select Network File System and click Next >. A Specify Network File System Path dialog box like this is displayed:





**21. How did you specify you want to install the additional software?**

- If from a CD, insert the CD specified on the Insert CD dialog box and click OK. The Reading CD, Launching Installer, and Extracting dialog boxes are displayed, followed by the Installing dialog box. When installation of the software on the CD is finished, the CD in the CD-ROM drive is ejected and the Installation Summary dialog box is displayed.
- If through a network file system, type the path to the network file system on the Specify Network File System Path dialog box and click Next >. The Launching Installer and Extracting dialog boxes are displayed, followed by the Installing dialog box. When installation of the software through the network is finished, the Installation Summary dialog box is displayed.

**22. Repeat the previous steps starting at Step 19 on page 95.**

**23. On the Reboot dialog box, click Reboot Now.**

The system is rebooted. After a few seconds, a dialog box that prompts you to enter the user name and password for the system is displayed.

**24. Type the user name and password for the system.**

A dialog box that prompts you to select the Solaris desktop you want (either CDE or OpenWindows) is displayed.

**25. Select the Solaris desktop you want and click OK.**

After a few seconds, the Solaris desktop you selected is displayed.

**26. Do you intend to use Netscape Communicator and OpenWindows on the system on which you just installed Solaris 8?**

- If no, you're done.
- If yes, use a text editor of your choice to open the system's `.cshrc` file, and add an entry to your path environment variable for the directory in which Netscape Communicator is installed.

For example, if Netscape Communicator is installed in the default directory, add `/opt/NSCPcom` to your path environment variable.

---

**Note** - When running Netscape Communicator with OpenWindows, your path environment variable needs to include a pointer to the `NSCPcom` directory to find the binaries.

---

---

**Note** - You can see upgrade log files:

- Before the system reboots at: `/a/var/sadm/system/logs/upgrade_log`
  - After the system reboots at: `/var/sadm/system/logs/upgrade_log`
- 

## ▼ To Clean Up After Upgrading

After you finish upgrading a system, you might need to clean it up. When you upgrade, Solaris Web Start merges local software modifications of the existing system with the new Solaris software; however, in some cases, merging is not possible.

1. **See the contents of the following file to determine whether you need to fix local modifications that Solaris Web Start could not preserve:**

`/a/var/sadm/system/data/upgrade_cleanup`



---

**Caution** - Check all the contents of `upgrade_cleanup` carefully. Your system might not boot if you don't fix the unpreserved local modifications.

---

2. **If necessary, fix any unpreserved local modifications.**
3. **Reboot the system:**

```
# reboot
```

## Adding and Removing Software After Installing Solaris 8

---

This chapter describes how to customize the Solaris software on your system after you install or upgrade to Solaris 8.

You can add and remove software in the following ways:

---

| <b>You can use</b>       | <b>To add, remove, or change</b>                                                                                                                                                                                                                                                        |
|--------------------------|-----------------------------------------------------------------------------------------------------------------------------------------------------------------------------------------------------------------------------------------------------------------------------------------|
| Solaris Web Start        | Products (on the Solaris 8 Software CDs, or Solaris 8 Software Companion, Solaris 8 Languages SPARC Platform Edition, or Solaris 8 Documentation SPARC/Intel Platform Edition CDs, for example), software groups, and additional software <i>except</i> individual packages of software |
| Solaris Product Registry | All software installed using Solaris Web Start 3.0 or the Solaris package management commands ( <code>pkgadd</code> , for example)                                                                                                                                                      |

---

| You can use                                                     | To add, remove, or change                                                                                                                                                                                                         |
|-----------------------------------------------------------------|-----------------------------------------------------------------------------------------------------------------------------------------------------------------------------------------------------------------------------------|
| Admintool                                                       | Products, groups, and packages of software (on the Solaris 8 Software CDs, or Solaris 8 Software Companion, Solaris 8 Languages SPARC Platform Edition, or Solaris 8 Documentation SPARC/Intel Platform Edition CDs, for example) |
|                                                                 | <b>Note</b> - You can use Admintool to add or remove software on a local system only (that is, the system on which you are running Admintool). Admintool is not intended for use in a distributed environment.                    |
| The <code>pkgadd(1M)</code> and <code>pkgrm(1M)</code> commands | Individual packages of software                                                                                                                                                                                                   |

---

**Note** - *System Administration Guide, Volume I* contains information about adding and removing software packages on client systems in a variety of computing environments.

---

## Adding Software With Solaris Web Start

This section describes how to use Solaris Web Start to add software to a system on which you've installed the Solaris operating environment.

### ▼ To Add Software With Solaris Web Start

---

**Note** - This procedure assumes that the system is running Volume Manager. If you are not using Volume Manager to manage diskettes and CDs, refer to *System Administration Guide, Volume I* for detailed information about managing removable media without Volume Manager.

---

1. **Log in to the installed or upgraded system.**
2. **Locate the net image of the software you want to install or insert the CD that contains the software you want to add into the CD-ROM drive attached to the system.**

If you inserted a CD, Volume Manager automatically mounts the CD.

---

**Note** - If you insert the Solaris 8 Languages SPARC Platform Edition CD, Solaris Web Start starts automatically.

---

**3. Find the directory that contains the software you want to add.**

Table 4-1 lists some of the directories on the Solaris 8 CDs that contain the Solaris Web Start Installer and software you can add with it.

**TABLE 4-1** Location of Software You Can Add

| CD                                               | Software                                                                                                                                                                                                                                                                                                                                                                          | Directory                                                                                                              |
|--------------------------------------------------|-----------------------------------------------------------------------------------------------------------------------------------------------------------------------------------------------------------------------------------------------------------------------------------------------------------------------------------------------------------------------------------|------------------------------------------------------------------------------------------------------------------------|
| Solaris 8 Software 2 of 2 SPARC Platform Edition | Components of Developer System Support, Entire Distribution, or Entire Distribution Plus OEM Support software groups                                                                                                                                                                                                                                                              | Top-level directory (volume identifier) of the CD<br>Example: sol_8_sparc_2                                            |
|                                                  | <b>Note</b> - The Solaris Web Start installer on the Solaris 8 Software 2 of 2 SPARC Platform Edition CD only installs those components in these software groups that you skipped when you initially installed the Solaris 8 operating environment on the system. You cannot upgrade to another software group after installing or upgrading the Solaris 8 operating environment. |                                                                                                                        |
| Solaris 8 Software 2 of 2 SPARC Platform Edition | Unbundled and preliminary evaluation software                                                                                                                                                                                                                                                                                                                                     | Solaris_8/EA in the top-level directory (volume identifier) of the CD<br>Example: sol_8_sparc_2/Solaris_8/EA           |
| Solaris 8 Software 2 of 2 SPARC Platform Edition | Individual Solaris 8 packages that make up the Developer System Support, Entire Distribution, and Entire Distribution Plus OEM Support software groups, which you can install individually with pkgadd(1M)                                                                                                                                                                        | Solaris_8/Product in the top-level directory (volume identifier) of the CD<br>Example: sol_8_sparc_2/Solaris_8/Product |

TABLE 4-1 Location of Software You Can Add (continued)

| CD                                                                                                                                                | Software                                                                                                                                                                                                                                                                                                                                  | Directory                                                                                                                                                                                            |
|---------------------------------------------------------------------------------------------------------------------------------------------------|-------------------------------------------------------------------------------------------------------------------------------------------------------------------------------------------------------------------------------------------------------------------------------------------------------------------------------------------|------------------------------------------------------------------------------------------------------------------------------------------------------------------------------------------------------|
| Solaris 8 Software 2 of 2 SPARC Platform Edition                                                                                                  | Source code for some of the third-party public domain software included with Solaris 8                                                                                                                                                                                                                                                    | Solaris_8/Tools in the top-level directory (volume identifier) of the CD<br><br>Example: sol_8_sparc_2/Solaris_8/Tools<br><br><b>Note</b> - The installer in this directory is named install_source. |
| Solaris 8 Languages SPARC Platform Edition<br><br><b>Note</b> - Solaris Web Start starts automatically when you insert this CD in a CD-ROM drive. | Localized interface software and documentation, including Simplified and Traditional Chinese, French, German, Italian, Japanese, Korean, Spanish, and Swedish<br><br><b>Note</b> - The Solaris 8 Software CDs contain the interface that enables you to input, display, and print text in a target language, including multibyte locales. | Top-level directory (volume identifier) of the CD<br><br>Example: sol_8_lang_sparc                                                                                                                   |
| Solaris 8 Documentation English SPARC/Intel Platform Edition                                                                                      | Solaris AnswerBook2 Server, Solaris 8 Collections, Release Notes, or other documentation                                                                                                                                                                                                                                                  | Top-level directory (volume identifier) of the CD<br><br>Example: sol_8_doc                                                                                                                          |

**4. Double click Installer or installer.**

An Installer window is displayed, followed by a Solaris Web Start dialog box.

**5. Follow the directions on the screen to install the software.**

**6. When you're done, click Exit.**

Solaris Web Start exits.

**7. Did you use a CD to install the software?**

- If no, stop, you're done.

- If yes, are you using the Common Desktop Environment (CDE) or OpenWindows?
    - If CDE, on the File Manager window for the CD, select File and then Eject.
    - If OpenWindows, on the File Manager window for the CD, click Eject Disk.
- The CD is ejected.

---

## Adding and Removing Software With the Product Registry

### Purpose

The Solaris Product Registry is a tool to help you manage installed software. Once Solaris is installed, Product Registry provides a list of all the software that was installed using Solaris Web Start 3.0 or the Solaris package management commands (`pkgadd`, for example).

The Solaris Product Registry enables you to:

- View a list of installed and registered software and some software attributes
- Find and launch an installer
- Install additional software products
- Uninstall software

### How the Product Registry Works

The Solaris Product Registry main window, shown in Figure 4-1, consists of three areas of information:

- Installed, registered, and removed software
- Standard attributes of the currently selected software
- Customized attributes and attributes internal to the registered software

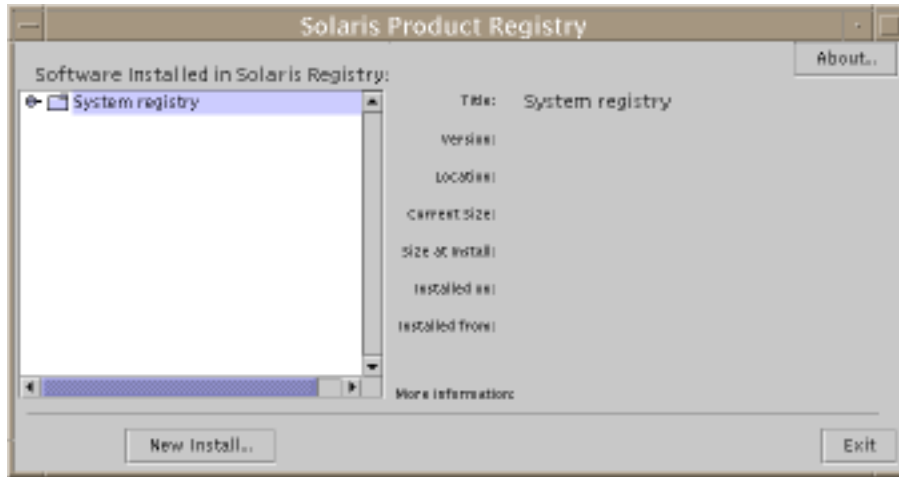


Figure 4-1 Solaris Product Registry Window

To view the items in the Product Registry, click the turner control to the left of the folder icon next to “System registry.” Notice that the turner control changes from pointing to the right to pointing down.

You can expand or collapse any item in the Registry except items that have a text file icon to its left.

“Solaris 8” under “Software Installed in Solaris Registry,” as shown in Figure 4-2, always contains two items: the configuration software group you chose when installing Solaris and “additional system software.”

Software groups that can be displayed include Core, End User System Support, Developer System Support, Entire Distribution, or Entire Distribution Plus OEM Support.

The “additional system software” item contains Solaris products that are not part of the software group you chose. Additionally, “unclassified software” contains any package that you installed using the `pkgadd` command that is not a Solaris product or part of the software group.



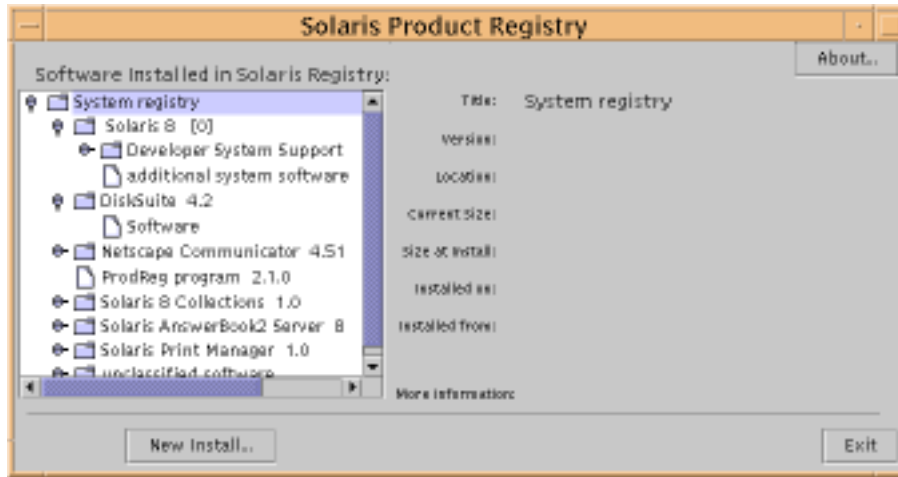


Figure 4-2 Solaris Product Registry Expanded

Product Registry attributes appear above the “More Information” box. For product items installed with Solaris Web Start, the Product Registry contains values for at least Title, Version, Location, and Installed on. Items in an expanded list under a product or software group inherit the version information of the product. You can click an item to view its attribute values.

Sometimes an item appears in the Product Registry window but the corresponding software has been removed with the `pkgrm` command.

In this case, the message “Missing files in one or more components” is displayed after the “Installed from” attribute (see Figure 4-3). You can either re-install the software by using the `pkgadd` command or you can remove it by using the Product Registry.

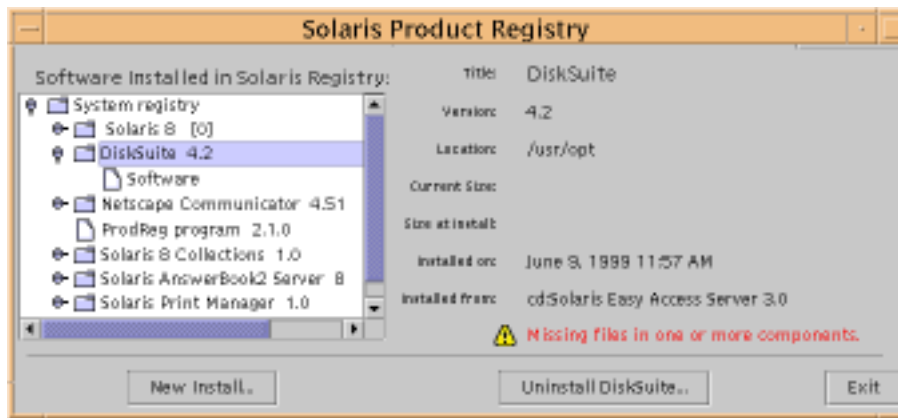


Figure 4-3 Missing Files Message in the Solaris Product Registry

## ▼ To List Information About All Installed Products

1. Do you want to list information about all installed software products on your system?

- If no, stop, you're done.
- If yes, go to the next step.

2. If the Solaris Product Registry is not already running, type:

```
/usr/bin/prodreg
```

---

**Note** - In most cases, you do not need to specify the path `/usr/bin/`.

---

The Solaris Product Registry window, which contains the System registry, is displayed.

3. To view the list of installed and registered software, click the turner control to its left.

4. Do you want to view software attributes?

- If no, go to the next step.
- If yes, select the software you want by clicking its name under "Software installed in Solaris Registry."

The Product Registry displays attribute information for the selected software.

## ▼ To Check the Integrity of an Installed Product

1. Do you want to check the integrity of software products installed on the system?

- If no, stop, you're done.
- If yes, go to the next step.

2. If the Solaris Product Registry is not already running, type:

```
/usr/bin/prodreg
```

---

**Note** - In most cases, you do not need to specify the path `/usr/bin/`.

---

The Solaris Product Registry window, which contains the System registry, is displayed.

3. To view the list of installed and registered software, click the turner control to its left.
4. Select the software you want by clicking its name in the window titled “Software installed in Solaris Registry.”  
If all or part of the product was removed with the `pkgrm` command, the message “Missing files in one or more components” is displayed after the “Installed from” attribute.

## ▼ To Install Software With the Product Registry

1. Do you want to add an additional software product or products to the Solaris 8 software you already installed?
  - If no, stop, you’re done.
  - If yes, go to the next step.

2. Log in to the installed or upgraded system.

3. Locate the net image of the software you want to install or insert the CD that contains the software you want to add to the system into the CD-ROM drive attached to the system.

If you inserted a CD, Volume Manager automatically mounts the CD.

4. If the Solaris Product Registry is not already running, type:

```
/usr/bin/prodreg
```

---

**Note** - In most cases, you do not need to specify the path `/usr/bin/`.

---

The Solaris Product Registry window, which contains the System registry, is displayed.

5. To view the list of installed and registered software, click the turner control to the left of the System registry.
6. Click the New Install button at the bottom of the Solaris Product Registry window.

The Product Registry displays the Select Installer dialog box, which initially points to the `/cdrom` directory.

---

**Note** - You can install software from local media or over a network.

---

7. When you find the installer you want, click its name in the Files box.

---

**Note** - The Solaris Web Start installer is named `Installer` or `installer`.

---

8. Click OK.  
The installer you selected is launched.
9. Follow the directions displayed by the installer you selected to install the software.

## ▼ To Uninstall Products

1. Do you want to uninstall a software product or products installed on the system?
  - If no, stop, you're done.
  - If yes, go to the next step.

2. If the Solaris Product Registry is not already running, type:

```
/usr/bin/prodreg
```

---

**Note** - In most cases, you do not need to specify the path `/usr/bin/`.

---

The Solaris Product Registry window, which contains the System registry, is displayed.

3. To view the list of installed and registered software, click the turner control to its left.
4. Select the software you want to uninstall by clicking its name in the window titled "Software installed in Solaris Registry."
5. Read the software attributes to make sure this is the software you want to uninstall.
6. Click the Uninstall *software\_product\_name* button at the bottom of the Solaris Product Registry window.

The software product you selected is uninstalled.

---

# Adding and Removing Packages With Admintool

This section describes how to add and remove software packages through the Admintool graphical user interface.

## ▼ To Add Packages With Admintool

---

**Note** - Unless you are a member of the UNIX<sup>®</sup> system administrator group (group 14), you must become superuser on your system to add or remove software packages with Admintool.

---

1. **Log in to the installed or upgraded system and become superuser:**

```
# su
```

2. **Insert the CD that contains the software you want to add to the system into the CD-ROM drive attached to the system.**

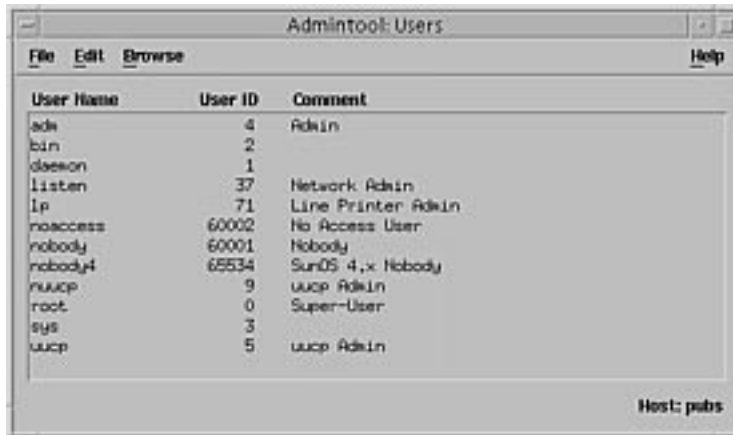
Volume Manager automatically mounts the CD.

3. **Note the directory path to the software on the CD you want to add.**

4. **Start Admintool:**

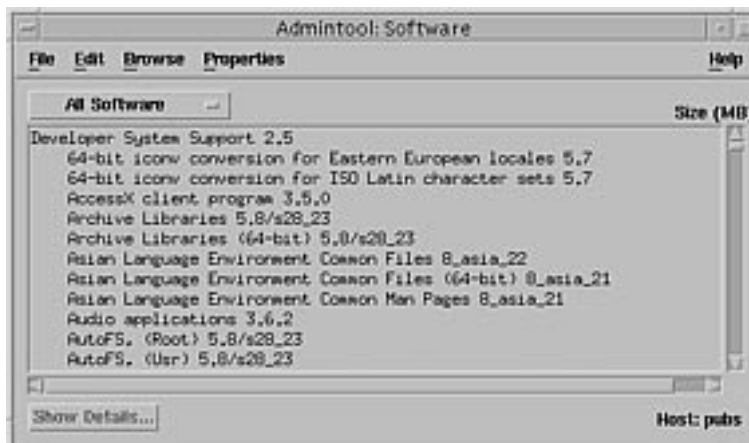
```
# admintool &
```

The Users window is displayed:



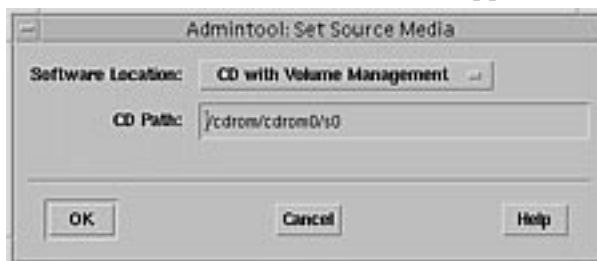
5. From the Browse menu, choose Software.

The Software window is displayed:



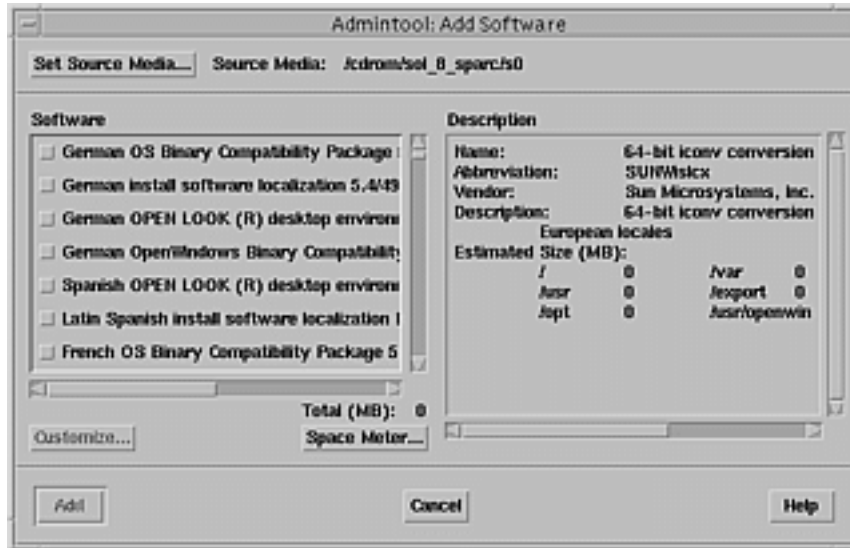
6. From the Edit menu, choose Add.

7. Did the Set Source Media window appear?

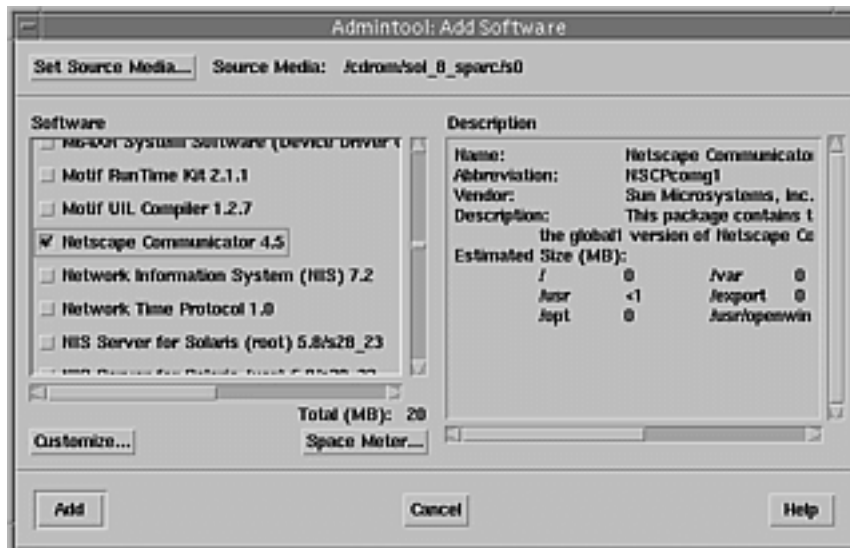


- If no, go to the next step.
- If yes, and if it isn't already displayed in the CD Path box, specify the directory path to the CD you noted in Step 3 on page 109 and click OK.

The Add Software window is displayed:



8. In the Software portion of the window, select the software you want to install on the local system:



## 9. Click Add.

The Add Software terminal window appears, in which a message is displayed as each component of the software is added:



```
Admintool: Add Software
/usr/dt/appconfig/netscape/lib/locale/C/methelp/netscape/shared/netIcon.gif
/usr/dt/appconfig/netscape/lib/locale/C/methelp/netscape/trouble/help.hp
/usr/dt/appconfig/netscape/lib/locale/C/methelp/netscape/trouble/trouble.htm
/usr/dt/appconfig/netscape/lib/locale/C/methelp/netwatch.gif
/usr/dt/appconfig/netscape/lib/locale/C/methelp/picsfail.htm
/usr/dt/appconfig/netscape/lib/locale/C/methelp/picsfail.jar
/usr/dt/appconfig/netscape/lib/locale/C/netscape/about
/usr/dt/appconfig/netscape/lib/locale/C/netscape/bookmark.htm
/usr/dt/appconfig/netscape/lib/locale/C/netscape/license
/usr/dt/appconfig/netscape/lib/locale/C/netscape/splash
/usr/dt/appconfig/netscape/libjsd.so
/usr/dt/appconfig/netscape/moveemail
/usr/dt/appconfig/netscape/moveemail-src/COPYING
/usr/dt/appconfig/netscape/moveemail-src/README
/usr/dt/appconfig/netscape/moveemail-src/moveemail.c
/usr/dt/appconfig/netscape/netscape
/usr/dt/appconfig/netscape/plugins/cpPack1.jar
/usr/dt/appconfig/netscape/plugins/libnullplugin.so
/usr/dt/appconfig/netscape/registry
/usr/dt/appconfig/netscape/spell/netscape.dic
/usr/dt/appconfig/netscape/spell/pen4s124.dat
/usr/dt/appconfig/netscape/talkback/XTalkback.ad
/usr/dt/appconfig/netscape/talkback/master.ini
/usr/dt/appconfig/netscape/talkback/talkback
/usr/dt/appconfig/netscape/talkback/talkback.so
/usr/dt/appconfig/netscape/vreg
/usr/dt/bin/netscape <symbolic link>
[ verifying class <none> ]

Installation of <NSCPcomgl> was successful.
press <Return> to continue
```

When all the components that make up the software you selected are added, the following message is displayed:

```
Installation of <name_of_software> was successful. press <Return> to continue
```

## 10. Press Return.

The Add Software terminal window is dismissed, and the Software window is displayed so you can continue to add software.

## 11. When you're done adding software, from the File menu, choose Exit.

# ▼ To Remove Packages With Admintool

---

**Note** - Unless you are a member of the UNIX system administrator group (group 14), you must become superuser on your system to add or remove software packages with Admintool.

---



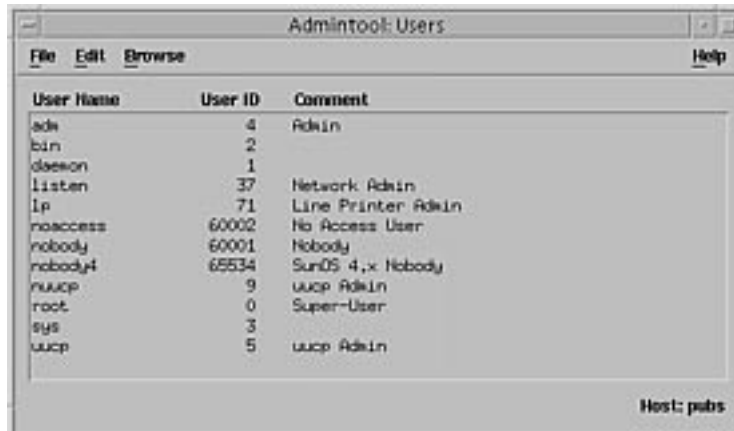
1. Log in to the installed or updated system and become superuser:

```
# su
```

2. Start Admintool:

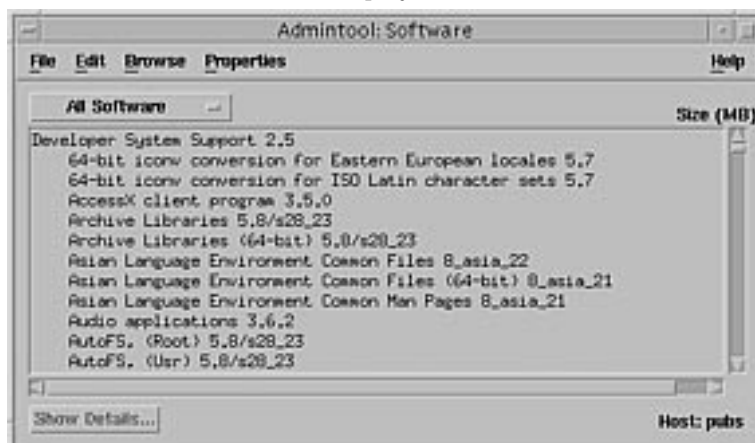
```
# admintool &
```

The Users window is displayed:



3. From the Browse menu, choose Software.

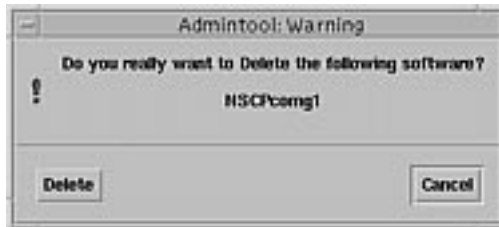
The Software window is displayed:



4. Select the software you want to delete by highlighting it.

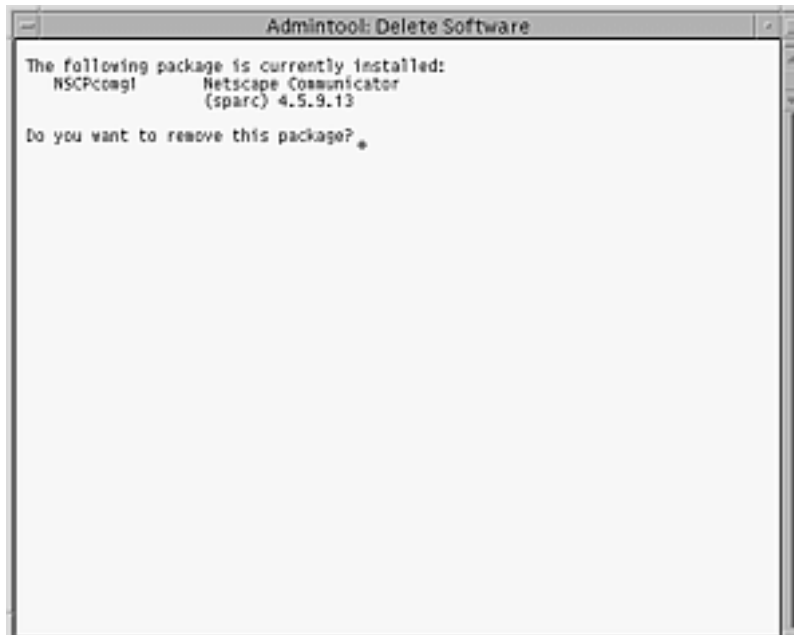
**5. From the Edit menu, choose Delete.**

The Warning dialog box is displayed, and you are prompted to confirm that you want to delete the software:



**6. On the Warning dialog box, click Delete.**

The Delete Software terminal window is displayed with messages that are generated as the software is being deleted:



You are prompted to confirm that you want to delete each software package you selected.

**7. At each prompt, type `y`, `n`, or `q`.**

A message is displayed as each component of the software is deleted. When all the components that make up the software you selected are deleted, the following message is displayed:

```
Removal of <name_of_software> was successful. press <Return> to continue
```

**8. Press Return.**

The Delete Software terminal window is dismissed, and the Software window is displayed so you can select more software to delete.

**9. When you're done deleting software, from the File menu, choose Exit.**

---

## Adding and Removing Packages With `pkgadd` and `pkgrm`

### ▼ To Add Packages With `pkgadd`

**1. Log in to the installed or updated system and become superuser:**

```
# su
```

**2. Insert the CD that contains the software you want to add to the system into the CD-ROM drive attached to the system.**

Volume Manager automatically mounts the CD.

**3. Note the directory path to the software on the CD you want to add.**

**4. Add one or more packages to the system:**

```
# /usr/sbin/pkgadd -d device_name pkgid
```

where:

*device\_name* Is the directory path to the CD that contains the software you want to add to the installed system.

*pkgid* Is the name of the software package to be added to the installed system. For example, SUNWaudio.

5. When you're done, use the `pkgchk(1M)` command to verify that the package is installed correctly:

```
# /usr/sbin/pkgchk -v pkgid
```

If no errors are found, `pkgchk` returns a list of installed files. If an error is found, `pkgchk` returns a message that describes the problem.

## Example: Installing Software From a Mounted CD

The following example shows how to use `pkgadd` to install the `SUNWaudio` package from a mounted Solaris 8 Software 1 of 2 SPARC Platform Edition CD.

---

**Note** - The name of this product is Solaris 8 but code and path or package path names might use `Solaris_2.8` or `SunOS_5.8`. Always follow the code or path as it is written.

---

```
# /usr/sbin/pkgadd -d /cdrom/sol_8_sparc/Solaris_8/Product SUNWaudio.  
.  
.  
Installation of <SUNWaudio> was successful.  
# pkgchk -v SUNWaudio  
/usr  
/usr/bin  
/usr/bin/audioconvert  
/usr/bin/audioplay  
/usr/bin/audiorecord  
#
```

## ▼ To Remove Packages With `pkgrm`

1. Log in to the installed or updated system and become superuser:

```
# su
```

2. Remove one or more packages from the system:

```
# /usr/sbin/pkgrm pkgid
```

Where `pkgid` is the name of the software package you want to remove from the installed system. For example, `SUNWaudio`.

3. At each prompt, type *y*, *n*, or *q* to specify that you want to remove the package, not remove the package, or quit.
4. When you're done, use the `pkgchk(1M)` command to verify that the package was removed correctly:

```
# /usr/sbin/pkgchk -v pkgid
```

If the package was not removed correctly, `pkgchk` returns a warning message.

## Example: Removing Software From a System

The following example shows how to use `pkgrm` to remove the `SUNWaudio` package from a system.

```
# /usr/sbin/pkgrm SUNWaudio
The following package is currently installed:
  SUNWaudio      Audio applications
                  (SPARC) 3.6.20,REV=1.2000.11.7
Do you want to remove this package? y
.
.
.
Removal of <SUNWaudio> was successful.
# pkgchk -v SUNWaudio
WARNING: no pathnames were associated with <SUNWaudio>
#
```



# Troubleshooting

---

This chapter provides a list of specific error messages and generic problems that you might encounter when installing the Solaris software. Some apply specifically to Solaris Web Start, some do not. These problems usually pertain to booting a system and upgrading Solaris software—the two main sections in this chapter.

---

## Booting a System

### Error Messages

```
le0: No carrier - transceiver cable problem
```

---

| <b>Problem</b>                              | <b>How to fix the problem</b>                                                                                                               |
|---------------------------------------------|---------------------------------------------------------------------------------------------------------------------------------------------|
| The system is not connected to the network. | If this is a non-networked system, ignore this message. If this is a networked system, make sure the Ethernet cabling is attached securely. |

```
The file just loaded does not appear to be executable
```

| <b>Problem</b>                                       | <b>How to fix the problem</b>                                                                                                                                                                                                                                                                                                                                                                                                                                                                                                                                    |
|------------------------------------------------------|------------------------------------------------------------------------------------------------------------------------------------------------------------------------------------------------------------------------------------------------------------------------------------------------------------------------------------------------------------------------------------------------------------------------------------------------------------------------------------------------------------------------------------------------------------------|
| The system cannot find the proper media for booting. | <p>Verify that the system has been set up properly to install over the network from an install server. For example, make sure you specified the correct platform group for the system when you set it up.</p> <p>Also, if you did not copy the Solaris 8 Installation English SPARC Platform Edition or Solaris 8 Installation Multilingual SPARC Platform Edition CD, make sure the Solaris 8 Installation English SPARC Platform Edition or Solaris 8 Installation Multilingual SPARC Platform Edition CD on the install server is mounted and accessible.</p> |

```
boot: cannot open /kernel/unix
```

| <b>Problem</b>                                                                                                                                                                                                      | <b>How to fix the problem</b>                   |
|---------------------------------------------------------------------------------------------------------------------------------------------------------------------------------------------------------------------|-------------------------------------------------|
| This error occurs if you override the boot file location by explicitly setting it to /kernel/unix. In releases of Solaris after 2.6, the kernel does not reside in /kernel/unix, but in /platform/arch/kernel/unix. | Reset the boot file in the PROM to “ ” (blank). |

```
Can't boot from file/device
```

| <b>Problem</b>                                                                                                                                                                               | <b>How to fix the problem</b>                                                                                                                                                                                                                                                                         |
|----------------------------------------------------------------------------------------------------------------------------------------------------------------------------------------------|-------------------------------------------------------------------------------------------------------------------------------------------------------------------------------------------------------------------------------------------------------------------------------------------------------|
| The installation program can't find the Solaris 8 Installation English SPARC Platform Edition or Solaris 8 Installation Multilingual SPARC Platform Edition CD in the system's CD-ROM drive. | <p>Make sure:</p> <ul style="list-style-type: none"> <li>■ The CD-ROM drive is installed properly and is turned on</li> <li>■ The Solaris 8 Installation English SPARC Platform Edition or Solaris 8 Installation Multilingual SPARC Platform Edition CD is inserted into the CD-ROM drive</li> </ul> |

```
WARNING: clock gained xxx days -- CHECK AND RESET DATE!
```

| <b>Problem</b>                    | <b>How to fix the problem</b>                          |
|-----------------------------------|--------------------------------------------------------|
| This is an informational message. | Ignore the message and continue with the installation. |



---

# Upgrading Solaris Software

This section describes possible solutions for problems you might encounter when upgrading Solaris software.

## Error Messages

|                      |
|----------------------|
| No upgradeable disks |
|----------------------|

| Problem                                                                                                         | How to fix the problem                                                                                                                                                                                                                                                |
|-----------------------------------------------------------------------------------------------------------------|-----------------------------------------------------------------------------------------------------------------------------------------------------------------------------------------------------------------------------------------------------------------------|
| <p>Bug ID: 1191792</p> <p>A swap entry in the <code>/etc/vfstab</code> file is causing the upgrade to fail.</p> | <p>Comment out the following lines in the <code>/etc/vfstab</code> file:</p> <ul style="list-style-type: none"><li>■ All swap files and slices on disks not being upgraded</li><li>■ Swap files that are no longer present</li><li>■ Any unused swap slices</li></ul> |

## General Problems

| Problem                                                                                              | How to fix the problem                                                                                                                                                        |
|------------------------------------------------------------------------------------------------------|-------------------------------------------------------------------------------------------------------------------------------------------------------------------------------|
| <p>The upgrade fails because the installation program could not mount metadevices on the system.</p> | <p>Metadevices cannot be upgraded automatically. Instructions are included in “Upgrading to Other Solaris Versions” in the <i>Solstice DiskSuite 4.2 Reference Guide</i>.</p> |

| Problem                                                                                                                                                                                                              | How to fix the problem                                                                                                                                                                                                                                              |
|----------------------------------------------------------------------------------------------------------------------------------------------------------------------------------------------------------------------|---------------------------------------------------------------------------------------------------------------------------------------------------------------------------------------------------------------------------------------------------------------------|
| <p>Bug ID: 1170953</p> <p>The upgrade option is not presented even though there is a version of Solaris software that can be upgraded on the system.</p>                                                             | <p><i>Solution for Reason 1:</i> Move the <code>/var/sadm</code> directory into the root (<code>/</code>) or <code>/var</code> file system.</p>                                                                                                                     |
| <p><i>Reason 1:</i> The <code>/var/sadm</code> directory is a symbolic link or it is mounted from another file system.</p> <p><i>Reason 2:</i> The <code>/var/sadm/softinfo/INST_RELEASE</code> file is missing.</p> | <p><i>Solution for Reason 2:</i> Create a new <code>INST_RELEASE</code> file by using the following template:</p> <pre data-bbox="732 506 868 575">OS=Solaris VERSION=2.x REV=0</pre> <p>where <code>x</code> is the version of Solaris software on the system.</p> |

| Problem                                                                                                                                                           | How to fix the problem                                                                                                                                                                                                                                                                                                                                                                                              |
|-------------------------------------------------------------------------------------------------------------------------------------------------------------------|---------------------------------------------------------------------------------------------------------------------------------------------------------------------------------------------------------------------------------------------------------------------------------------------------------------------------------------------------------------------------------------------------------------------|
| <p>The upgrade fails for reasons beyond your control, such as a power failure or a network connection failure, and the system is left in an unbootable state.</p> | <ol style="list-style-type: none"> <li>1. Reboot the system from the Solaris 8 Installation English SPARC Platform Edition or Solaris 8 Installation Multilingual SPARC Platform Edition CD, or from the network.</li> <li>2. Choose the upgrade option for installation.</li> </ol> <p>Solaris Web Start determines if the system has been partially upgraded and will continue the upgrade where it left off.</p> |

| Problem                                                                                                                                                                                                                                                                                                                                                               | How to fix the problem                                                                                                                                                                                                                                                                                                                                                                                                                                     |
|-----------------------------------------------------------------------------------------------------------------------------------------------------------------------------------------------------------------------------------------------------------------------------------------------------------------------------------------------------------------------|------------------------------------------------------------------------------------------------------------------------------------------------------------------------------------------------------------------------------------------------------------------------------------------------------------------------------------------------------------------------------------------------------------------------------------------------------------|
| <p>The upgrade fails because the installation program could not mount a file system. During an upgrade, the installation program attempts to mount all the file systems listed in the system's <code>/etc/vfstab</code> file on the root (<code>/</code>) file system being upgraded. If the installation program cannot mount a file system, it fails and exits.</p> | <p>Make sure all file systems in the system's <code>/etc/vfstab</code> file can be mounted. Comment out any file systems in the <code>/etc/vfstab</code> file that can't be mounted or that might cause the problem, so the installation program doesn't try to mount them during the upgrade.</p> <hr/> <p><b>Note</b> - Any system-based file systems that contain software to be upgraded (for example, <code>/usr</code>) cannot be commented out.</p> |

---

**Problem****How to fix the problem**

---

There is not enough space on the system for the upgrade. See if you can fix this problem without using auto-layout to rearrange space, by checking the following reasons for the space problem:

*Reason 1:* Since the automounter is not active during an upgrade, the installation program installs any package's files or directories that are symbolic links to automounted file systems. If a symbolic link is overwritten, the upgrade might fail because of insufficient disk space.

*Solution for Reason 1:* During the upgrade, delete software packages that will create files or directories on the automounted file systems. Then the installation program does not overwrite the symbolic link with the files or directories in the package.

---

**Note** - The `/var/mail` and `/var/news` directories, which usually reside on an automounted file system, are not affected by an upgrade.

---

*Reason 2:* New software has been added to the software group that you are upgrading or some of the existing software has increased in size. During an upgrade, the installation program installs any new software that is part of the software group previously installed on the system, and it also upgrades any existing packages on the system.

*Solution for Reason 2:* During the upgrade, delete software packages that are installed in the file systems that need more space. Especially look for any new packages that have been added to the Solaris software that you don't need.



## Packages on the Solaris 8 Software 1 of 2 SPARC Platform Edition CD

This appendix lists and describes the packages included on the CD labeled Solaris 8 Software 1 of 2 SPARC Platform Edition.

**TABLE A-1** Packages on the Solaris 8 Software 1 of 2 SPARC Platform Edition CD

| <b>This Package</b> | <b>Contains</b>                                                                                    |
|---------------------|----------------------------------------------------------------------------------------------------|
| FJSVhea             | SunOS C/C++ header files for general development of software                                       |
| FJSVvplr.us         | Fujitsu platform links                                                                             |
| FJSVvplu.us         | Fujitsu <code>usr/platform</code> links                                                            |
| NSCPcom             | Application and configuration files of Netscape Communicator 4.7 supporting International security |
| NSCPcpcom           | Simplified Chinese partial version of Netscape Communicator 4.7 supporting International security  |
| NSCPchcom           | Traditional Chinese partial version of Netscape Communicator 4.7 supporting International security |
| NSCPjacom           | Japanese (common) localization of Netscape Communicator 4.7 supporting International security      |
| NSCPkpcom           | Korean Partial version of Netscape Communicator 4.7 supporting International security              |

**TABLE A-1** Packages on the Solaris 8 Software 1 of 2 SPARC Platform Edition CD (continued)

| <b>This Package</b> | <b>Contains</b>                                                                                                                        |
|---------------------|----------------------------------------------------------------------------------------------------------------------------------------|
| PFUdfb.m            | S-4/Leia LCD Dumb Frame Buffer Driver                                                                                                  |
| PFUvplr.m           | PFU/Fujitsu platform links                                                                                                             |
| PFUvplu.m           | PFU/Fujitsu usr/platform links                                                                                                         |
| SMEvplr.u           | SME platform links (root)                                                                                                              |
| SMEvplu.u           | SME platform links (usr)                                                                                                               |
| SUNW1251f           | Russian additional locale fonts (1251)                                                                                                 |
| SUNW5dt             | Traditional Chinese Localizations for CDE Desktop Login Environment                                                                    |
| SUNW51eu            | Traditional Chinese Language Environment specific files; it is a required package to run Traditional Chinese BIG5 Language Environment |
| SUNW51eux           | Traditional Chinese (BIG5) Language Environment User Files (64-bit)                                                                    |
| SUNW5ttf            | Traditional Chinese True Type Fonts Package                                                                                            |
| SUNW5xmft           | Chinese/Traditional Chinese BIG5 X Window System Platform Required Fonts Package                                                       |
| SUNW5xplt           | Traditional Chinese BIG5 X Window System Platform Software Package                                                                     |
| SUNW5xplx           | Traditional Chinese (BIG5) X Window System Platform Software Package (64-bit)                                                          |
| SUNWadmap           | Software used to perform system administration tasks                                                                                   |
| SUNWadmcc           | Core software libraries used for system administration                                                                                 |
| SUNWadmfw           | System and network administration libraries and services                                                                               |
| SUNWadmj            | Java libraries used for system administration tools                                                                                    |
| SUNWadmr            | root programs and scripts for initializing system installation                                                                         |

**TABLE A-1** Packages on the Solaris 8 Software 1 of 2 SPARC Platform Edition CD *(continued)*

| <b>This Package</b> | <b>Contains</b>                                                                                                                   |
|---------------------|-----------------------------------------------------------------------------------------------------------------------------------|
| SUNWafb.u           | Device driver for the UPA Bus Elite3D graphics accelerator                                                                        |
| SUNWafbcf           | Configuration software for the UPA Bus Elite3D graphics accelerator                                                               |
| SUNWafbr            | Boot-time device initialization support for the UPA Bus Elite3D graphics accelerator                                              |
| SUNWafbw            | X server loadable module for the UPA Bus Elite3D graphics accelerator                                                             |
| SUNWafbx.u          | Device driver for the UPA Bus Elite3D graphics accelerator (64-bit)                                                               |
| SUNWale             | Common files shared by Chinese, Japanese, and Korean locales; it is a required package to run Asian Language Environment          |
| SUNWaled            | Man pages shared by Chinese, Japanese, and Korean locales                                                                         |
| SUNWalex            | Common files shared by Chinese, Japanese, and Korean locales; it is a required package to run Asian Language Environment (64-bit) |
| SUNWami             | Authentication Management Infrastructure (AMI) - core libraries and utilities                                                     |
| SUNWamir            | Authentication Management Infrastructure (AMI) - configuration files                                                              |
| SUNWamix            | Authentication Management Infrastructure (AMI) - 64-bit core libraries                                                            |
| SUNWarrf            | X11 fonts for Arabic character set (required fonts)                                                                               |
| SUNWatfsr           | Configuration and start-up files for the AutoFS file system                                                                       |
| SUNWatfsu           | Utilities and a daemon ( <code>automountd</code> ) for the AutoFS file system                                                     |
| SUNWauadt           | Australasia CDE Support                                                                                                           |
| SUNWauaos           | Australasia OS Support                                                                                                            |
| SUNWauaow           | Australasia OW Support                                                                                                            |

**TABLE A-1** Packages on the Solaris 8 Software 1 of 2 SPARC Platform Edition CD *(continued)*

| <b>This Package</b> | <b>Contains</b>                                                                           |
|---------------------|-------------------------------------------------------------------------------------------|
| SUNWauaox           | Australasia 64-bit OS Support                                                             |
| SUNWauda            | SunOS audio applications                                                                  |
| SUNWaudd            | SunOS audio device drivers using the new audio driver architecture                        |
| SUNWauddx           | SunOS audio device drivers using the new audio driver architecture (64-bit)               |
| SUNWaudio           | Audio binaries                                                                            |
| SUNWbcp             | Utilities to provide a binary-compatible execution environment for SunOS 4.x applications |
| SUNWcamdt           | Central America CDE Support                                                               |
| SUNWcamos           | Central America OS Support                                                                |
| SUNWcamow           | Central America OW Support                                                                |
| SUNWcamox           | Central America 64-bit OS Support                                                         |
| SUNWcar.d           | Core software for a specific hardware platform group                                      |
| SUNWcar.m           | Core software for a specific hardware platform group                                      |
| SUNWcar.u           | Core software for a specific hardware platform group                                      |
| SUNWcar.us          | Core software for a specific hardware platform group                                      |
| SUNWcarx.u          | Core 64-bit software for a specific hardware platform group                               |
| SUNWcarx.us         | Core 64-bit software for a specific hardware platform group                               |
| SUNWcdt             | Simplified Chinese (EUC) Localizations for CDE Desktop Login Environment                  |
| SUNWceudt           | Central Europe CDE Support                                                                |



**TABLE A-1** Packages on the Solaris 8 Software 1 of 2 SPARC Platform Edition CD *(continued)*

| <b>This Package</b> | <b>Contains</b>                                                                                                                                      |
|---------------------|------------------------------------------------------------------------------------------------------------------------------------------------------|
| SUNWceuos           | Central Europe OS Support                                                                                                                            |
| SUNWceuow           | Central Europe OW Support                                                                                                                            |
| SUNWceuox           | Central Europe 64-bit OS Support                                                                                                                     |
| SUNWcg6.d           | Kernel device driver for the GX frame buffer                                                                                                         |
| SUNWcg6.m           | Kernel device driver for the GX frame buffer                                                                                                         |
| SUNWcg6.u           | Kernel device driver for the GX frame buffer                                                                                                         |
| SUNWcg6.us          | Kernel device driver for the GX frame buffer                                                                                                         |
| SUNWcg6x.u          | Kernel device driver (64-bit) for the GX frame buffer                                                                                                |
| SUNWcg6x.us         | Kernel device driver (64-bit) for the GX frame buffer                                                                                                |
| SUNWciu8            | Simplified Chinese (EUC) iconv modules for UTF-8                                                                                                     |
| SUNWciu8x           | Simplified Chinese (EUC) iconv modules for UTF-8 (64-bit)                                                                                            |
| SUNWcleu            | Simplified Chinese (EUC) Language Environment specific files; it is a required package to run Simplified Chinese (EUC) Language Environment          |
| SUNWcleux           | Simplified Chinese (EUC) Language Environment specific files; it is a required package to run Simplified Chinese (EUC) Language Environment (64-bit) |
| SUNWcpr.m           | Suspend, Resume package                                                                                                                              |
| SUNWcpr.u           | Suspend, Resume package                                                                                                                              |
| SUNWcpr.us          | Suspend, Resume package                                                                                                                              |
| SUNWcprx.u          | Suspend, Resume package (64-bit)                                                                                                                     |
| SUNWcprx.us         | Suspend, Resume package (64-bit)                                                                                                                     |

**TABLE A-1** Packages on the Solaris 8 Software 1 of 2 SPARC Platform Edition CD (continued)

| <b>This Package</b> | <b>Contains</b>                                                                                                                                 |
|---------------------|-------------------------------------------------------------------------------------------------------------------------------------------------|
| SUNWcscd            | Core entries for /dev and /devices needed for the initial boot of Solaris                                                                       |
| SUNWcsl             | Core shared libraries for a specific instruction-set architecture                                                                               |
| SUNWcslx            | Core 64-bit libraries for a specific instruction-set architecture                                                                               |
| SUNWcsr             | Core software for a specific instruction-set architecture                                                                                       |
| SUNWcsu             | Core software for a specific instruction-set architecture                                                                                       |
| SUNWcsxu            | Core 64-bit software for a specific instruction-set architecture                                                                                |
| SUNWctl             | Print utilities for CTL locales                                                                                                                 |
| SUNWctpls           | Layout interface for language engines                                                                                                           |
| SUNWctplx           | 64-bit layout interface for language engines                                                                                                    |
| SUNWcttf            | Simplified Chinese (EUC) True Type Fonts                                                                                                        |
| SUNWcudt            | Simplified Chinese (UTF-8) Localizations for CDE Desktop Login Environment                                                                      |
| SUNWcufnt           | Simplified Chinese (UTF-8) X Window System Platform Required Fonts                                                                              |
| SUNWculeu           | Simplified Chinese (UTF-8) Language Environment specific files; it is a required package to run Simplified Chinese (UTF-8) Language Environment |
| SUNWculex           | Simplified Chinese (UTF-8) Language Environment specific files (64-bit)                                                                         |
| SUNWcuplt           | Simplified Chinese (UTF-8) X Window System Platform Software Package                                                                            |
| SUNWcvc.u           | Network Console                                                                                                                                 |
| SUNWcvcr.u          | Network Console daemon and rc script                                                                                                            |
| SUNWvcx.u           | Network Console (64-bit)                                                                                                                        |

**TABLE A-1** Packages on the Solaris 8 Software 1 of 2 SPARC Platform Edition CD *(continued)*

| <b>This Package</b> | <b>Contains</b>                                                                                                           |
|---------------------|---------------------------------------------------------------------------------------------------------------------------|
| SUNWcxmft           | Simplified Chinese (EUC) X Window System Platform Required Fonts                                                          |
| SUNWcxplt           | Simplified Chinese (EUC) X Window System Platform Software Package                                                        |
| SUNWdeis            | German install software localization                                                                                      |
| SUNWdespl           | Spell Checking Engine - German Dictionary                                                                                 |
| SUNWdfb.d           | Kernel device drivers for dumb frame buffers                                                                              |
| SUNWdfb.m           | Kernel device drivers for dumb frame buffers                                                                              |
| SUNWdfb.u           | Kernel device drivers for dumb frame buffers                                                                              |
| SUNWdfb.us          | Kernel device drivers for dumb frame buffers                                                                              |
| SUNWdj2rt           | Java virtual machine and core class libraries (German supplement)                                                         |
| SUNWdjvdv           | German Localizations for JavaVM developers package                                                                        |
| SUNWdjvrt           | German Localizations for JavaVM Runtime environment                                                                       |
| SUNWdoc             | Utilities and fonts for development, display, and production of documentation such as manual pages ( <i>nroff/troff</i> ) |
| SUNWdrr.u           | Dynamic Reconfiguration Modules for Sun Enterprise 10000                                                                  |
| SUNWdrrx.u          | Dynamic Reconfiguration Modules for Sun Enterprise 10000 (64-bit)                                                         |
| SUNWdtbas           | CDE application basic Runtime environment                                                                                 |
| SUNWdtbax           | CDE application basic Runtime environment (64-bit)                                                                        |
| SUNWdtcor           | Solaris Desktop /usr/dt file system anchor                                                                                |
| SUNWdtct            | UTF-8 Code Conversion Tool                                                                                                |

**TABLE A-1** Packages on the Solaris 8 Software 1 of 2 SPARC Platform Edition CD *(continued)*

| <b>This Package</b> | <b>Contains</b>                                                             |
|---------------------|-----------------------------------------------------------------------------|
| SUNWdtdmn           | Daemons for the Common Desktop Environment, CDE                             |
| SUNWdtdst           | CDE Desktop Applications                                                    |
| SUNWdtdte           | Solaris Desktop Login Environment                                           |
| SUNWdtezt           | Address Manager, Process Manager, File Finder, Perfimeter, Workstation Info |
| SUNWdthe            | CDE Help Runtime environment                                                |
| SUNWdthev           | CDE Help Volumes                                                            |
| SUNWdthez           | Desktop Power Pack Help Volumes                                             |
| SUNWdticn           | Icons for the Common Desktop Environment, CDE                               |
| SUNWdtim            | Solaris CDE Image Viewer                                                    |
| SUNWdtjxt           | Java Extensions                                                             |
| SUNWdtlog           | System boot for Desktop Login                                               |
| SUNWdtjsc           | Netscape Componentization Support for CDE                                   |
| SUNWdtrme           | Common Desktop Environment (CDE) release documentation                      |
| SUNWdtscm           | CDE Dtpower Schemes                                                         |
| SUNWdtwm            | CDE Desktop Window Manager                                                  |
| SUNWeeudt           | Eastern Europe CDE Support                                                  |
| SUNWeeuos           | Eastern Europe OS Support                                                   |
| SUNWeeuow           | Eastern Europe OW Support                                                   |

**TABLE A-1** Packages on the Solaris 8 Software 1 of 2 SPARC Platform Edition CD *(continued)*

| <b>This Package</b> | <b>Contains</b>                                                                                                                     |
|---------------------|-------------------------------------------------------------------------------------------------------------------------------------|
| SUNWeeuox           | Eastern Europe 64-bit OS Support                                                                                                    |
| SUNWej2rt           | Java virtual machine and core class libraries (Spanish supplement)                                                                  |
| SUNWejvdv           | Spanish Localizations for JavaVM developers package                                                                                 |
| SUNWejvrt           | Spanish Localizations for JavaVM Runtime environment                                                                                |
| SUNWensqr.u         | Ensoniq ES1370/1371/1373 Audio Device Driver (32-bit), (root)                                                                       |
| SUNWensqx.u         | Ensoniq ES1370/1371/1373 Audio Device Driver (64-bit), (root)                                                                       |
| SUNWesis            | Latin Spanish install software localization                                                                                         |
| SUNWesspl           | Spell Checking Engine - Spanish Dictionary                                                                                          |
| SUNWesu             | Additional UNIX system utilities, including awk, bc, cal, compress, diff, dos2unix, last, rup, sort, spell, sum, uniq, and uuencode |
| SUNWesxu            | Additional 64-bit UNIX system utilities                                                                                             |
| SUNWeudba           | American English/UTF-8 L10N for CDE Base                                                                                            |
| SUNWeudbd           | American English/UTF-8 L10N for CDE Dtbuilder                                                                                       |
| SUNWeudda           | American English/UTF-8 L10N for CDE Desktop Applications                                                                            |
| SUNWeudhr           | American English/UTF-8 L10N for CDE Help Runtime                                                                                    |
| SUNWeudhs           | American English/UTF-8 L10N for CDE Help Runtime                                                                                    |
| SUNWeudis           | American English/UTF-8 L10N for CDE Icons                                                                                           |
| SUNWeudiv           | American English/UTF-8 L10N for Desktop Image tools                                                                                 |
| SUNWeudlg           | American English/UTF-8 L10N for CDE Desktop Login Environment                                                                       |

**TABLE A-1** Packages on the Solaris 8 Software 1 of 2 SPARC Platform Edition CD *(continued)*

| <b>This Package</b> | <b>Contains</b>                                                       |
|---------------------|-----------------------------------------------------------------------|
| SUNWeudmg           | American English/UTF-8 L10N for Desktop Window Manager                |
| SUNWeuezt           | American English/UTF-8 L10N for Desktop Power Pack Applications       |
| SUNWeugrf           | X11 fonts for sun_eu_greek character set                              |
| SUNWeuluf           | American English/UTF-8 L10N for Environment User Files                |
| SUNWeulux           | American English/UTF-8 L10N for Environment User Files (64-bit)       |
| SUNWeuodf           | American English/UTF-8 Core OPEN LOOK Desktop Files                   |
| SUNWeusru           | American English/UTF-8 L10N for Solaris User Registration             |
| SUNWeuxwe           | American English/UTF-8 X Window System Environment                    |
| SUNWfbc             | Generic frame buffer configuration utility                            |
| SUNWfcp             | Sun FCP SCSI Fibre Channel Device Driver                              |
| SUNWfcpX            | Sun FCP SCSI Fibre Channel Device Driver (64-bit)                     |
| SUNWfctl            | Fctl module and fp device driver                                      |
| SUNWfctlX           | Fctl module and fp device driver (64-bit)                             |
| SUNWfdl             | Solaris Desktop Font Downloader for Adobe PostScript printers         |
| SUNWffb.u           | Device driver for the UPA Bus Creator graphics accelerator            |
| SUNWffbcf           | Configuration utility for the UPA Bus Creator graphics accelerator    |
| SUNWffbw            | X server loadable module for the UPA Bus Creator graphics accelerator |
| SUNWffbx.u          | Device driver for the UPA Bus Creator graphics accelerator (64-bit)   |

**TABLE A-1** Packages on the Solaris 8 Software 1 of 2 SPARC Platform Edition CD *(continued)*

| <b>This Package</b> | <b>Contains</b>                                                                                                                             |
|---------------------|---------------------------------------------------------------------------------------------------------------------------------------------|
| SUNWfj2rt           | Java virtual machine and core class libraries (French supplement)                                                                           |
| SUNWfjvdx           | French Localizations for JavaVM developers package                                                                                          |
| SUNWfjvrt           | French Localizations for JavaVM Runtime environment                                                                                         |
| SUNWfns             | Federated Naming Service (XFN) - core libraries and utilities                                                                               |
| SUNWfnsx            | Federated Naming Service (XFN) - core libraries and utilities (64-bit)                                                                      |
| SUNWfris            | French install software localization                                                                                                        |
| SUNWfrspl           | Spell Checking Engine - French Dictionary                                                                                                   |
| SUNWftpr            | File Transfer Protocol Daemon and Utilities                                                                                                 |
| SUNWftpu            | File Transfer Protocol Daemon and Utilities                                                                                                 |
| SUNWgdt             | Simplified Chinese (GBK) Localizations for CDE Desktop Login Environment                                                                    |
| SUNWgleu            | Simplified Chinese (GBK) Language Environment specific files; it is a required package to run Simplified Chinese (GBK) Language Environment |
| SUNWgleux           | Simplified Chinese (GBK) Language Environment specific files (64-bit)                                                                       |
| SUNWglmr.u          | Symbios 875/876 SCSI device driver, (root)                                                                                                  |
| SUNWglmx.u          | Symbios 875/876 SCSI device driver, (root)                                                                                                  |
| SUNWgsdhx           | GSS-API 64-bit mechanism libraries for NIS+ extended Diffie-Hellman                                                                         |
| SUNWgss             | Generic Security Service Application Program Interface, Version 2 - user                                                                    |
| SUNWgssc            | Generic Security Service Application Program Interface, Version 2 - config                                                                  |
| SUNWgssdh           | GSS-API mechanism libraries for NIS+ extended Diffie-Hellman                                                                                |

**TABLE A-1** Packages on the Solaris 8 Software 1 of 2 SPARC Platform Edition CD *(continued)*

| <b>This Package</b> | <b>Contains</b>                                                                                                                                  |
|---------------------|--------------------------------------------------------------------------------------------------------------------------------------------------|
| SUNWgssk            | Generic Security Service Application Program Interface, Version 2 - kernel                                                                       |
| SUNWgsskx           | Generic Security Service Application Program Interface, Version 2 - kernel (64-bit)                                                              |
| SUNWgssx            | Generic Security Service Application Program Interface, Version 2 - user (64-bit)                                                                |
| SUNWgttf            | Simplified Chinese (GBK) True Type Fonts                                                                                                         |
| SUNWgxfont          | Simplified Chinese (GBK) X Window System Platform Required Fonts                                                                                 |
| SUNWgxplt           | Simplified Chinese (GBK) X Window System Platform Software Package                                                                               |
| SUNWgxplx           | Simplified Chinese (GBK) X Window System Platform Software Package (64-bit)                                                                      |
| SUNWhdt             | Traditional Chinese Localizations for CDE Desktop Login Environment                                                                              |
| SUNWhiu8            | Traditional Chinese iconv modules for UTF-8                                                                                                      |
| SUNWhiu8x           | Traditional Chinese (EUC) iconv modules for UTF-8 (64-bit)                                                                                       |
| SUNWhler            | Stream modules for Traditional Chinese Language Environment; it is a required package to run Traditional Chinese Language Environment            |
| SUNWhlerx           | Stream modules for Traditional Chinese Language Environment; it is a required package to run Traditional Chinese Language Environment (64-bit)   |
| SUNWhleu            | Traditional Chinese Language Environment specific files; it is a required package to run Traditional Chinese Language Environment                |
| SUNWhleux           | Traditional Chinese (EUC) Language Environment specific files; it is a required package to run Traditional Chinese Language Environment (64-bit) |
| SUNWhmd             | SunSwift SBus Adapter Drivers                                                                                                                    |
| SUNWhmdu            | SunSwift SBus Adapter Headers                                                                                                                    |
| SUNWhmdx            | SunSwift SBus Adapter Drivers (64-bit)                                                                                                           |



**TABLE A-1** Packages on the Solaris 8 Software 1 of 2 SPARC Platform Edition CD *(continued)*

| <b>This Package</b> | <b>Contains</b>                                                                                                                                 |
|---------------------|-------------------------------------------------------------------------------------------------------------------------------------------------|
| SUNWhttf            | Traditional Chinese True Type Fonts Package                                                                                                     |
| SUNWhudt            | Traditional Chinese (UTF-8) Localizations for CDE Desktop Login Environment                                                                     |
| SUNWhufnt           | Simplified Chinese (UTF-8) X Window System Platform Required Fonts                                                                              |
| SUNWhuleu           | Traditional Chinese (UTF-8) Language Environment specific files; it is a required package to run Traditional Chinese UTF-8 Language Environment |
| SUNWhulex           | Traditional Chinese (UTF-8) Language Environment User Files (64-bit)                                                                            |
| SUNWhuplt           | Traditional Chinese UTF-8 X Window System Platform Software Package                                                                             |
| SUNWhxfnt           | Traditional Chinese X Window System Platform Required Fonts Package                                                                             |
| SUNWhxplt           | Traditional Chinese X Window System Platform Software Package                                                                                   |
| SUNWi13cs           | X11 ISO-8859-13 Codeset Support                                                                                                                 |
| SUNWi13rf           | X11 fonts for ISO-8859-13 character set (required fonts)                                                                                        |
| SUNWi15cs           | X11 ISO-8859-15 Codeset Support                                                                                                                 |
| SUNWi15rf           | X11 fonts for ISO-8859-15 character set (required fonts)                                                                                        |
| SUNWi1cs            | X11 ISO-8859-1 Codeset Support                                                                                                                  |
| SUNWi1of            | ISO-8859-1 (Latin-1) Optional Fonts                                                                                                             |
| SUNWi2cr.u          | Device drivers for I2C devices, (root, 32-bit)                                                                                                  |
| SUNWi2cs            | X11 ISO-8859-2 Codeset Support                                                                                                                  |
| SUNWi2cx.u          | Device drivers for I2C devices, (root, 64-bit)                                                                                                  |
| SUNWi2of            | X11 fonts for ISO-8859-2 character set (optional fonts)                                                                                         |

**TABLE A-1** Packages on the Solaris 8 Software 1 of 2 SPARC Platform Edition CD (continued)

| <b>This Package</b> | <b>Contains</b>                                                |
|---------------------|----------------------------------------------------------------|
| SUNWi2rf            | X11 fonts for ISO-8859-2 character set (required fonts)        |
| SUNWi4of            | X11 fonts for ISO-8859-4 character set (optional fonts)        |
| SUNWi4rf            | X11 fonts for ISO-8859-4 character set (required fonts)        |
| SUNWi5cs            | X11 ISO-8859-5 Codeset Support                                 |
| SUNWi5of            | X11 fonts for ISO-8859-5 character set (optional fonts)        |
| SUNWi5rf            | X11 fonts for ISO-8859-5 character set (required fonts)        |
| SUNWi7cs            | X11 ISO-8859-7 Codeset Support                                 |
| SUNWi7of            | X11 fonts for ISO-8859-7 character set (optional fonts)        |
| SUNWi7rf            | X11 fonts for ISO-8859-7 character set (required fonts)        |
| SUNWi8rf            | X11 fonts for ISO-8859-8 character set (required fonts)        |
| SUNWi9cs            | X11 ISO-8859-9 Codeset Support                                 |
| SUNWi9of            | X11 fonts for ISO-8859-9 character set (optional fonts)        |
| SUNWi9rf            | X11 fonts for ISO-8859-9 character set (required fonts)        |
| SUNWidocr.u         | IDE device drivers updated for UltraAX                         |
| SUNWidecx.u         | IDE device drivers - 64-bit, updated for UltraAX               |
| SUNWider.u          | IDE Device Driver, (root)                                      |
| SUNWidn.u           | Inter-Domain Network Modules for Sun Enterprise 10000          |
| SUNWidnx.u          | Inter-Domain Network Modules for Sun Enterprise 10000 (64-bit) |

**TABLE A-1** Packages on the Solaris 8 Software 1 of 2 SPARC Platform Edition CD *(continued)*

| <b>This Package</b> | <b>Contains</b>                                                                                      |
|---------------------|------------------------------------------------------------------------------------------------------|
| SUNWifb.u           | Device driver for the PCI Bus Sun Expert3D (IFB) graphics accelerator                                |
| SUNWifbcf           | Configuration utility for the PCI Bus Sun Expert3D (IFB) graphics accelerator                        |
| SUNWifbr            | Boot-time device initialization support for the PCI Bus Sun Expert3D (IFB) graphics accelerator      |
| SUNWifbw            | X server loadable module for the PCI Bus Sun Expert3D (IFB) graphics accelerator                     |
| SUNWifbx.u          | Device driver for the PCI Bus Sun Expert3D (IFB) graphics accelerator (64-bit)                       |
| SUNWifp             | Sun FC-AL Device Driver for QLogic Fibre Channel Family                                              |
| SUNWifpx            | Sun FC-AL Device Driver for QLogic Fibre Channel Family (64-bit)                                     |
| SUNWigsr.u          | Kernel device driver (32-bit) for the IGS graphics card                                              |
| SUNWigsu            | OpenWindows DDX driver and utilities for the IGS graphics card                                       |
| SUNWigsx.u          | Kernel 64-bit device driver for the IGS graphics card                                                |
| SUNWiimr            | Internet/Intranet Input Method Framework ( <i>root</i> )                                             |
| SUNWiimu            | Internet/Intranet Input Method Framework ( <i>usr</i> )                                              |
| SUNWij2rt           | Java virtual machine and core class libraries (Italian supplement)                                   |
| SUNWijvdr           | Italian Localizations for JavaVM developers package                                                  |
| SUNWijvrt           | Italian Localizations for JavaVM Runtime environment                                                 |
| SUNWinst            | Sun installation software                                                                            |
| SUNWipc             | Utilities to monitor or remove messages, semaphores, or shared memory for interprocess communication |

**TABLE A-1** Packages on the Solaris 8 Software 1 of 2 SPARC Platform Edition CD (continued)

| <b>This Package</b> | <b>Contains</b>                                                                                               |
|---------------------|---------------------------------------------------------------------------------------------------------------|
| SUNWipc             | 64-bit utilities to monitor or remove messages, semaphores, or shared memory for interprocess communication   |
| SUNWislcc           | XSH4 conversion for Eastern European locales                                                                  |
| SUNWislcx           | 64-bit iconv conversion for Eastern European locales                                                          |
| SUNWisolc           | XSH4 conversion for ISO Latin character sets                                                                  |
| SUNWisolx           | 64-bit iconv conversion for ISO Latin character sets                                                          |
| SUNWitis            | Italian install software localization                                                                         |
| SUNWitspl           | Spell Checking Engine - Italian Dictionary                                                                    |
| SUNWj2dem           | Demonstration applications and applets                                                                        |
| SUNWj2pi            | Configuration files for Java Plug-In 1.2.2                                                                    |
| SUNWj2rt            | Java virtual machine and core class libraries                                                                 |
| SUNWjc0r            | Japanese Kana-Kanji Conversion Server cs00 root Files                                                         |
| SUNWjc0u            | Japanese Kana-Kanji Conversion Server cs00 User Files                                                         |
| SUNWjcom            | Java Communications API for Smart Card support - Java and Native Code                                         |
| SUNWjcomx           | Java Communications API for Smart Card support - Native Code (64-bit)                                         |
| SUNWjedt            | Japanese (EUC) Localization for CDE Desktop Login Environment                                                 |
| SUNWjeuc            | Japanese (EUC) Feature Package specific files for usr; it is a required package to support EUC environment    |
| SUNWjeucx           | Japanese (EUC) Feature Package specific 64-bit files for usr; it is a required package to run JFP environment |
| SUNWjexpl           | Japanese (EUC) Localizations for X Window System platform software                                            |

**TABLE A-1** Packages on the Solaris 8 Software 1 of 2 SPARC Platform Edition CD *(continued)*

| <b>This Package</b> | <b>Contains</b>                                                                                                               |
|---------------------|-------------------------------------------------------------------------------------------------------------------------------|
| SUNWjexpx           | Japanese (EUC) Localizations for X Window System platform software (64-bit)                                                   |
| SUNWjfpr            | Stream modules for Japanese Feature Package (JFP); it is a required package to run JFP environment                            |
| SUNWjfpu            | Japanese Feature Package (JFP) specific files for <code>usr</code> ; it is a required package to run JFP environment          |
| SUNWjfpux           | Japanese Feature Package (JFP) specific 64-bit files for <code>usr</code> ; it is a required package to run JFP environment   |
| SUNWjib             | Dallas Semiconductor serial iButton OCF Card Terminal Driver                                                                  |
| SUNWjiu8            | Japanese iconv modules which convert data between {eucJP PCK} and UTF-8                                                       |
| SUNWjiu8x           | Japanese 64-bit iconv modules which convert data between {eucJP PCK} and UTF-8                                                |
| SUNWjman            | Japanese Feature Package Man Pages to see English man pages for SUNWjfpr and SUNWjfpu                                         |
| SUNWjmfp            | JMF player                                                                                                                    |
| SUNWjpck            | Japanese (PCK - PC Kanji Code) Feature Package specific files; it is a required package to support PCK environment            |
| SUNWjpckx           | Japanese (PCK) Feature Package specific 64-bit files for <code>usr</code> ; it is a required package to run JFP environment   |
| SUNWjpdtd           | Japanese (PCK) Localization for CDE Desktop Login Environment                                                                 |
| SUNWjpxp1           | Japanese (PCK) Localizations for X Window System platform software                                                            |
| SUNWjpxpx           | Japanese (PCK) Localizations for X Window System platform software (64-bit)                                                   |
| SUNWju8             | Japanese (UTF-8) Feature Package specific files; it is a required package to support Japanese UTF-8 environment               |
| SUNWju8x            | Japanese (UTF-8) Feature Package specific 64-bit files for <code>usr</code> ; it is a required package to run JFP environment |

**TABLE A-1** Packages on the Solaris 8 Software 1 of 2 SPARC Platform Edition CD (continued)

| <b>This Package</b> | <b>Contains</b>                                                                                                        |
|---------------------|------------------------------------------------------------------------------------------------------------------------|
| SUNWjudt            | Japanese (UTF-8) Localization for CDE Desktop Login Environment                                                        |
| SUNWjuxpl           | Japanese (UTF-8) Localizations for X Window System platform software                                                   |
| SUNWjvjit           | Java JIT compiler                                                                                                      |
| SUNWjvrt            | JavaVM Runtime environment, includes java, appletviewer, and classes.zip                                               |
| SUNWjwbc            | Japanese Localizations for Solaris WBEM Services                                                                       |
| SUNWjxcft           | Japanese JISX212 TrueType and bitmap fonts                                                                             |
| SUNWjxmft           | Japanese X Window System Minimum Required Fonts - gothic medium                                                        |
| SUNWkdt             | Korean Localizations for CDE Desktop Login Environment                                                                 |
| SUNWkey             | Configuration tables that specify keyboard attributes such as localized meanings for individual keys                   |
| SUNWkiu8            | Korean UTF-8 iconv modules for UTF-8                                                                                   |
| SUNWkiu8x           | Korean (UTF-8) iconv modules for UTF-8 (64-bit)                                                                        |
| SUNWkler            | Stream modules for Korean Language Environment; it is a required package to run Korean Language Environment            |
| SUNWklerx           | Stream modules for Korean Language Environment; it is a required package to run Korean Language Environment (64-bit)   |
| SUNWkleu            | Korean Language Environment specific files; it is a required package to run Korean Language Environment                |
| SUNWkleux           | Korean (EUC) Language Environment specific files; it is a required package to run Korean Language Environment (64-bit) |
| SUNWkmp2r.u         | PS/2 Keyboard and Mouse Device Drivers, (root, 32-bit)                                                                 |
| SUNWkmp2x.u         | PS/2 Keyboard and Mouse Device Drivers, (root, 64-bit)                                                                 |

**TABLE A-1** Packages on the Solaris 8 Software 1 of 2 SPARC Platform Edition CD *(continued)*

| <b>This Package</b> | <b>Contains</b>                                                                                                          |
|---------------------|--------------------------------------------------------------------------------------------------------------------------|
| SUNWkoi8f           | X11 fonts for KOI8-R character set                                                                                       |
| SUNWkttf            | Korean True Type Fonts                                                                                                   |
| SUNWkudt            | Korean/UTF-8 Localizations for CDE Desktop Login Environment                                                             |
| SUNWkuleu           | Korean UTF-8 Language Environment specific files; it is a required package to run Korean Language Environment            |
| SUNWkulex           | Korean (UTF-8) Language Environment specific files; it is a required package to run Korean Language Environment (64-bit) |
| SUNWkuxpl           | Korean UTF-8 X Window System Platform Software Package                                                                   |
| SUNWkvm.d           | Core software for a specific hardware platform group                                                                     |
| SUNWkvm.m           | Core software for a specific hardware platform group                                                                     |
| SUNWkvm.u           | Core software for a specific hardware platform group                                                                     |
| SUNWkvm.us          | Core software for a specific hardware platform group                                                                     |
| SUNWkvmx.u          | Core software for a specific hardware platform group                                                                     |
| SUNWkvmx.us         | Core software for a specific hardware platform group                                                                     |
| SUNWkxfnt           | Korean X Window System Platform Required Fonts                                                                           |
| SUNWkxmft           | Korean UTF-8 X Window System Platform Required Fonts                                                                     |
| SUNWkxplt           | Korean X Window System Platform Software Package                                                                         |
| SUNWlccom           | Localization common files                                                                                                |
| SUNWlcl             | Locale Conversion Library                                                                                                |
| SUNWlclx            | Locale Conversion Library (64-bit)                                                                                       |

**TABLE A-1** Packages on the Solaris 8 Software 1 of 2 SPARC Platform Edition CD *(continued)*

| <b>This Package</b> | <b>Contains</b>                                                                     |
|---------------------|-------------------------------------------------------------------------------------|
| SUNWlibC            | Sun Workshop Compilers Bundled libC                                                 |
| SUNWlibCf           | Sun WorkShop Bundled libC (cfront version)                                          |
| SUNWlibCx           | Sun Workshop Bundled 64-bit libC                                                    |
| SUNWlibms           | Sun WorkShop Bundled shared libm                                                    |
| SUNWllc             | LLC2 driver implementing IEEE 802.2 Logical Link Control 2 service                  |
| SUNWllcr            | The configuration and startup files for llc2 driver                                 |
| SUNWllcx            | 64-bit kernel device drivers implementing IEEE 802.2 Logical Link Control 2 service |
| SUNWlmsx            | Sun WorkShop Bundled 64-bit shared libm                                             |
| SUNWloc             | Localization utilities and C locale (POSIX default) definitions                     |
| SUNWlocx            | Localization utilities and C locale (POSIX default) definitions (64-bit)            |
| SUNWlpmsg           | ToolTalk programs for passing printer alerts                                        |
| SUNWluxd.d          | Sun Enterprise Network Array sf Device Driver                                       |
| SUNWluxd.u          | Sun Enterprise Network Array sf Device Driver                                       |
| SUNWluxd.us         | Sun Enterprise Network Array sf Device Driver                                       |
| SUNWluxdx.u         | Sun Enterprise Network Array sf Device Driver (64-bit)                              |
| SUNWluxdx.us        | Sun Enterprise Network Array sf Device Driver (64-bit)                              |
| SUNWluxl            | Sun Enterprise Network Array social Device Driver                                   |
| SUNWluxlx           | Sun Enterprise Network Array social Device Driver (64-bit)                          |



**TABLE A-1** Packages on the Solaris 8 Software 1 of 2 SPARC Platform Edition CD *(continued)*

| <b>This Package</b> | <b>Contains</b>                                                        |
|---------------------|------------------------------------------------------------------------|
| SUNWluxop           | Sun Enterprise Network Array firmware and utilities                    |
| SUNWm64.u           | Device driver for the M64 graphics accelerator                         |
| SUNWm64.us          | Device driver for the M64 graphics accelerator                         |
| SUNWm64cf           | Configuration utility for the PCI Bus M64 graphics accelerator         |
| SUNWm64w            | X server loadable module for the M64 graphics accelerator              |
| SUNWm64x.u          | Device driver for the M64 graphics accelerator (64-bit)                |
| SUNWm64x.us         | Device driver for the M64 graphics accelerator (64-bit)                |
| SUNWm64xr.u         | Extended configuration for Xclaim, Charger and Rage Pro graphics cards |
| SUNWm64xr.us        | Extended configuration for Xclaim and Charger graphics cards           |
| SUNWmeadt           | Middle East CDE Support                                                |
| SUNWmeaos           | Middle East OS Support                                                 |
| SUNWmeaow           | Middle East OW Support                                                 |
| SUNWmeaox           | Middle East 64-bit OS Support                                          |
| SUNWmfrun           | Motif 2.1.1 libraries, headers, xmbind and bindings                    |
| SUNWmgapp           | Solaris Management Applications                                        |
| SUNWmibii           | Solstice Enterprise Agents 1.0.3 snmp daemon                           |
| SUNWmp              | MP Print Filter                                                        |
| SUNWnafdt           | Northern Africa CDE Support                                            |

**TABLE A-1** Packages on the Solaris 8 Software 1 of 2 SPARC Platform Edition CD *(continued)*

| <b>This Package</b> | <b>Contains</b>                                                                       |
|---------------------|---------------------------------------------------------------------------------------|
| SUNWnafos           | Northern Africa OS Support                                                            |
| SUNWnafow           | Northern Africa OW Support                                                            |
| SUNWnafox           | Northern Africa 64-bit OS Support                                                     |
| SUNWnamdt           | North America CDE Support                                                             |
| SUNWnamos           | North America OS Support                                                              |
| SUNWnamow           | North America OW Support                                                              |
| SUNWnamox           | North America 64-bit OS Support                                                       |
| SUNWneudt           | Northern Europe CDE Support                                                           |
| SUNWneuos           | Northern Europe OS Support                                                            |
| SUNWneuow           | Northern Europe OW Support                                                            |
| SUNWneuox           | Northern Europe 64-bit OS Support                                                     |
| SUNWnistr           | Configuration files and directories for the Network Information System (NIS and NIS+) |
| SUNWnису            | Utilities for the Network Information System (NIS and NIS+)                           |
| SUNWntpr            | Network Time Protocol v3, NTP Daemon and Utilities (xntpd 3.4y)                       |
| SUNWntpu            | Network Time Protocol v3, NTP Daemon and Utilities (xntpd 3.4y)                       |
| SUNWocf             | Open Card Framework - core libraries and utilities                                    |
| SUNWocfh            | Open Card Framework - header files                                                    |
| SUNWocfr            | Open Card Framework - configuration files                                             |

**TABLE A-1** Packages on the Solaris 8 Software 1 of 2 SPARC Platform Edition CD *(continued)*

| <b>This Package</b> | <b>Contains</b>                                                             |
|---------------------|-----------------------------------------------------------------------------|
| SUNWocfx            | Open Card Framework (OCF) - 64-bit core libraries                           |
| SUNWolaud           | Audiotool and other auxiliary audio support                                 |
| SUNWolbk            | OpenWindows online handbooks                                                |
| SUNWoldcv           | OPEN LOOK document and help view applications                               |
| SUNWoldst           | OPEN LOOK deskset tools                                                     |
| SUNWoldte           | OPEN LOOK Desktop Environment (olwm, props, wsinfo, etc.)                   |
| SUNWolimt           | OPEN LOOK imagetool                                                         |
| SUNWolrte           | OPEN LOOK toolkits Runtime environment                                      |
| SUNWowbcp           | Support files, programs, and libraries for OpenWindows Binary Compatibility |
| SUNWpamsc           | Pluggable Authentication Module for Smart Card Authentication               |
| SUNWpamsx           | Pluggable Authentication Module for Smart Card Authentication (64-bit)      |
| SUNWpcelx           | 3COM EtherLink III PCMCIA Ethernet Driver                                   |
| SUNWpcmci           | Kernel modules and start-up files for PCMCIA card services                  |
| SUNWpcmcu           | Daemon providing PCMCIA card services                                       |
| SUNWpcmcx           | 64-bit kernel modules for PCMCIA card services                              |
| SUNWpcmem           | PCMCIA memory card driver                                                   |
| SUNWpcr             | Client configuration files and utilities for the print service              |
| SUNWpcser           | PCMCIA serial card driver                                                   |

**TABLE A-1** Packages on the Solaris 8 Software 1 of 2 SPARC Platform Edition CD (continued)

| <b>This Package</b> | <b>Contains</b>                                                   |
|---------------------|-------------------------------------------------------------------|
| SUNWpcu             | Client configuration files and utilities for the print service    |
| SUNWpd              | Drivers for SPARC platforms with the PCI bus                      |
| SUNWpdas            | Tools to synchronize desktop applications with the Palm Pilot PDA |
| SUNWpdx             | 64-bit Drivers for SPARC platforms with the PCI bus               |
| SUNWp15u            | Perl 5 programming language                                       |
| SUNWplow            | OpenWindows enabling for Partial Locales                          |
| SUNWplow1           | OpenWindows enabling for Supplementary Partial Locales            |
| SUNWpmowr           | Power Management OW Utilities, (root)                             |
| SUNWpmowu           | Power Management OW Utilities, (usr)                              |
| SUNWpmr             | Power Management configuration file and rc script                 |
| SUNWpmu             | Power Management binaries                                         |
| SUNWpmux            | Power Management binaries (64-bit)                                |
| SUNWppm             | Graphical tool for managing printers under Solaris                |
| SUNWpsdpr           | PCMCIA ATA card driver                                            |
| SUNWpsf             | Client configuration files and utilities for the print service    |
| SUNWpsr             | Configuration and start-up files for the print service            |
| SUNWpsu             | Client configuration files and utilities for the print service    |
| SUNWqfed            | Sun Quad FastEthernet PCI/SBus Adapter 32-bit Driver              |

**TABLE A-1** Packages on the Solaris 8 Software 1 of 2 SPARC Platform Edition CD *(continued)*

| <b>This Package</b> | <b>Contains</b>                                                                        |
|---------------------|----------------------------------------------------------------------------------------|
| SUNWqfedx           | Sun Quad FastEthernet PCI/SBus Adapter 64-bit Driver                                   |
| SUNWrldm            | OILBN ReadMe Directory                                                                 |
| SUNWrmodu           | Realmode Modules, (usr)                                                                |
| SUNWrsg             | GSS-API services for ONC RPC                                                           |
| SUNWrsgk            | Kernel GSS-API services for ONC RPC                                                    |
| SUNWrsgx            | GSS-API services for ONC RPC (64-bit)                                                  |
| SUNWsacom           | Solstice Enterprise Agents 1.0.3 files for root file system                            |
| SUNWsadmi           | Solstice Enterprise Agents 1.0.3 Desktop Management Interface                          |
| SUNWsadmX           | Solstice Enterprise Agents 1.0.3 Desktop Management Interface Libraries (64-bit)       |
| SUNWsamdt           | South America CDE Support                                                              |
| SUNWsamos           | South America OS Support                                                               |
| SUNWsamow           | South America OW Support                                                               |
| SUNWsamox           | South America 64-bit OS Support                                                        |
| SUNWsasnm           | Solstice Enterprise Agents 1.0.3 Simple Network Management Protocol                    |
| SUNWsasnx           | Solstice Enterprise Agents 1.0.3 Simple Network Management Protocol Libraries (64-bit) |
| SUNWscbcp           | SPARCompilers Binary Compatibility Libraries                                           |
| SUNWscgui           | Solaris Smart Card Administration - Graphical User Interface component                 |
| SUNWscmos           | SCM Microsystems SmartOS smart card protocol module                                    |

**TABLE A-1** Packages on the Solaris 8 Software 1 of 2 SPARC Platform Edition CD (continued)

| <b>This Package</b> | <b>Contains</b>                                                                                                                                                            |
|---------------------|----------------------------------------------------------------------------------------------------------------------------------------------------------------------------|
| SUNWscmsc           | Sun External Smart Card Reader 1 OCF Card Terminal Driver                                                                                                                  |
| SUNWscplp           | Print utilities for user interface and source build compatibility with SunOS 4.x                                                                                           |
| SUNWscpr            | Utilities for user interface and source build compatibility with SunOS 4.x                                                                                                 |
| SUNWscpu            | Utilities for user interface and source build compatibility with SunOS 4.x                                                                                                 |
| SUNWses             | SCSI Enclosure Services (ses) Device Driver                                                                                                                                |
| SUNWsesx            | SCSI Enclosure Services (ses) Device Driver (64-bit)                                                                                                                       |
| SUNWseudt           | Southern Europe CDE Support                                                                                                                                                |
| SUNWseuos           | Southern Europe OS Support                                                                                                                                                 |
| SUNWseuow           | Southern Europe OW Support                                                                                                                                                 |
| SUNWseuox           | Southern Europe 64-bit OS Support                                                                                                                                          |
| SUNWsior.u          | SuperIO 307 (plug-n-play) device drivers, (root)                                                                                                                           |
| SUNWsiox.u          | SuperIO 307 (plug-n-play) device drivers, (root)                                                                                                                           |
| SUNWsj2rt           | Java virtual machine and core class libraries (Swedish supplement)                                                                                                         |
| SUNWsjvdc           | Swedish Localizations for JavaVM developers package                                                                                                                        |
| SUNWsjvrt           | Swedish Localizations for JavaVM Runtime environment                                                                                                                       |
| SUNWslpr            | root file system portion of the Service Location Protocol (SLP) framework; includes the SLP configuration file and start scripts for the SLP daemon                        |
| SUNWslpu            | usr file system portion of the Service Location Protocol (SLP) framework; included are C and Java developer libraries and a daemon which can act as a directory agent (DA) |

**TABLE A-1** Packages on the Solaris 8 Software 1 of 2 SPARC Platform Edition CD *(continued)*

| <b>This Package</b> | <b>Contains</b>                                                                      |
|---------------------|--------------------------------------------------------------------------------------|
| SUNWslpx            | Service Location Protocol (SLP) 64-bit developer libraries                           |
| SUNWsndmr           | Sendmail root                                                                        |
| SUNWsndmu           | Sendmail user                                                                        |
| SUNWsolnm           | Enable Solaris Name in <code>/etc/release</code> file                                |
| SUNWspl             | Spell Checking Engine - Base Release (English)                                       |
| SUNWsgregu          | Solaris User Registration prompts at desktop login for user registration information |
| SUNWssad            | Pln, soc, and ssd kernel device drivers                                              |
| SUNWssadx           | Pln, soc, and ssd kernel device drivers (64-bit)                                     |
| SUNWssaop           | Administration utilities and firmware for the SPARCstorage Array (SSA)               |
| SUNWsvis            | Swedish install software localization                                                |
| SUNWsvspl           | Spell Checking Engine - Swedish Dictionary                                           |
| SUNWswmt            | Solaris 2.x Install and Patch Utilities                                              |
| SUNWsx              | Shareable library and header files for SX/CG14 loadable pipeline support             |
| SUNWsxow            | X server loadable module for the SX/CG14 graphics accelerator                        |
| SUNWsxr.m           | Kernel device drivers for the SX video subsystem                                     |
| SUNWtcx.m           | Device driver for the S24 frame buffer                                               |
| SUNWtcxow           | X server loadable module and configuration utility for the S24 frame buffer          |
| SUNWtdbas           | Thai Localizations for CDE Base functionality                                        |

**TABLE A-1** Packages on the Solaris 8 Software 1 of 2 SPARC Platform Edition CD (continued)

| <b>This Package</b> | <b>Contains</b>                                                                                                             |
|---------------------|-----------------------------------------------------------------------------------------------------------------------------|
| SUNWtddst           | Thai Localizations for CDE Desktop Applications                                                                             |
| SUNWtddte           | Thai Localizations for CDE Desktop Login Environment                                                                        |
| SUNWtdft            | Thai Localizations for CDE Fonts                                                                                            |
| SUNWtdwm            | Thai Localizations for CDE Desktop Window Manager                                                                           |
| SUNWtiu8            | Thai UTF-8 iconv modules for UTF-8                                                                                          |
| SUNWtiu8x           | Thai UTF-8 iconv modules for UTF-8 (64-bit)                                                                                 |
| SUNWtleu            | Thai Language Environment specific files; it is a required package to run Thai Language Environment                         |
| SUNWtleux           | Thai Language Environment specific files; it is a required package to run Thai Language Environment (64-bit)                |
| SUNWtltk            | ToolTalk binaries and shared libraries needed for Common Desktop Environment (CDE), OpenWindows, and all ToolTalk clients   |
| SUNWtltkx           | ToolTalk library (64-bit) needed for Common Desktop Environment (CDE), OpenWindows, and all ToolTalk clients                |
| SUNWtoo             | Utilities for software development, including <code>ld</code> , <code>ldd</code> , <code>od</code> , and <code>truss</code> |
| SUNWtoox            | Utilities for software development (64-bit)                                                                                 |
| SUNWtxfnt           | Thai X Window System Platform Required Fonts Package                                                                        |
| SUNWtxodt           | Thai Core OPEN LOOK Desktop Package                                                                                         |
| SUNWtxplt           | X Window System Platform Software Package                                                                                   |
| SUNWudf             | Universal Disk Format 1.50 File System, ( <code>usr</code> )                                                                |
| SUNWudfr            | Universal Disk Format 1.50 File System                                                                                      |



**TABLE A-1** Packages on the Solaris 8 Software 1 of 2 SPARC Platform Edition CD *(continued)*

| <b>This Package</b> | <b>Contains</b>                                         |
|---------------------|---------------------------------------------------------|
| SUNWudfrx           | Universal Disk Format 1.50 File System (64-bit)         |
| SUNWuiu8            | Iconv modules for UTF-8 Locale                          |
| SUNWuiu8x           | Iconv Modules for UTF-8 Locale (64-bit)                 |
| SUNWuium            | Iconv Manual pages for UTF-8 Locale                     |
| SUNWulcf            | UTF-8 Locale Environment Common Files                   |
| SUNWulcfx           | UTF-8 Locale Environment Common Files (64-bit)          |
| SUNWulocf           | UTF-8 Locale Environment OpenWindows Common Files       |
| SUNWusb             | USBA (USB framework) and USB Device Drivers             |
| SUNWusbx            | USBA (USB framework) and USB Device Drivers (64-bit)    |
| SUNWusoc            | Sun Universal SOC+ Fibre Channel Device Driver          |
| SUNWusocx           | Sun Universal SOC+ Fibre Channel Device Driver (64-bit) |
| SUNWuxfl1.u         | System FLASH PROM update for SUNW Ultra-1               |
| SUNWuxfl2.u         | System FLASH PROM update for SUNW Ultra-2               |
| SUNWuxfl4.u         | System FLASH PROM update for SUNW Ultra-4               |
| SUNWuxfle.u         | System FLASH PROM update for SUNW Ultra-Enterprise      |
| SUNWuxflr.u         | Generic components for sun4u System FLASH PROM Update   |
| SUNWuxflu.u         | Generic components for sun4u System FLASH PROM Update   |
| SUNWuxlcf           | UTF-8 X Locale Environment Common Files                 |

**TABLE A-1** Packages on the Solaris 8 Software 1 of 2 SPARC Platform Edition CD (continued)

| <b>This Package</b> | <b>Contains</b>                                                                                                              |
|---------------------|------------------------------------------------------------------------------------------------------------------------------|
| SUNWuxlcx           | UTF-8 X Locale Environment Common Files (64-bit)                                                                             |
| SUNWvolg            | Volume Management Graphical User Interface                                                                                   |
| SUNWvolr            | Configuration and start-up files for volume (removable media) management and volfs                                           |
| SUNWvolu            | Utilities and a daemon (vold) for volume (removable media) management and volfs                                              |
| SUNWvolux           | Driver for volume (removable media) management (64-bit)                                                                      |
| SUNWvygdr.m         | Voyager Drivers and Streams Module                                                                                           |
| SUNWwbapi           | Solaris WBEM API                                                                                                             |
| SUNWwbcor           | Solaris WBEM Services (root)                                                                                                 |
| SUNWwbcou           | Solaris WBEM Services (usr)                                                                                                  |
| SUNWweudt           | Western Europe CDE Support                                                                                                   |
| SUNWweuos           | Western Europe OS Support                                                                                                    |
| SUNWweuow           | Western Europe OW Support                                                                                                    |
| SUNWweuox           | Western Europe 64-bit OS Support                                                                                             |
| SUNWwsr             | Product registry, viewer, and Web Start support                                                                              |
| SUNWxcu4            | Utilities providing conformance with XCU4 specifications                                                                     |
| SUNWxcu4x           | 64-bit utilities providing conformance with XCU4 specifications                                                              |
| SUNWxi18n           | Runtime library loaded by libX11.so; provides input and output capability for internationalized X Window System applications |

**TABLE A-1** Packages on the Solaris 8 Software 1 of 2 SPARC Platform Edition CD (continued)

| <b>This Package</b> | <b>Contains</b>                                                                                                                                    |
|---------------------|----------------------------------------------------------------------------------------------------------------------------------------------------|
| SUNWxi18x           | Runtime library loaded by <code>sparcv9/libX11.so</code> ; provides input and output capability for internationalized X Window System applications |
| SUNWxilcg           | XIL loadable pipelines for the SX/CG14 graphics accelerator                                                                                        |
| SUNWxildh           | XIL Loadable Pipeline Libraries                                                                                                                    |
| SUNWxilow           | XIL Deskset Loadable Pipeline Libraries                                                                                                            |
| SUNWxilrl           | XIL Runtime Environment                                                                                                                            |
| SUNWxilvl           | XIL loadable pipelines for all sun4u platforms; includes loadable pipelines for the UPA Bus Creator graphics accelerator                           |
| SUNWxim             | X Input Method server provides different styles of input                                                                                           |
| SUNWximx            | X Input Method server provides different styles of input                                                                                           |
| SUNWxwacx           | AccessX client program                                                                                                                             |
| SUNWxwcfnt          | X Window System optional fonts                                                                                                                     |
| SUNWxwctl           | Font support library for Type1/CID fonts                                                                                                           |
| SUNWxwdv            | Kernel device drivers for X Window System                                                                                                          |
| SUNWxwdvx           | 64-bit kernel device drivers for X Window System                                                                                                   |
| SUNWxwfont          | X Window System Fonts (required fonts)                                                                                                             |
| SUNWxwfs            | OpenWindows font server                                                                                                                            |
| SUNWxwice           | OpenWindows ICE library and iceauth                                                                                                                |
| SUNWxwicx           | X Window System ICE 64-bit library                                                                                                                 |
| SUNWxwkey           | X Window System software, PC key tables                                                                                                            |

**TABLE A-1** Packages on the Solaris 8 Software 1 of 2 SPARC Platform Edition CD *(continued)*

| <b>This Package</b> | <b>Contains</b>                                                                                                                                                                               |
|---------------------|-----------------------------------------------------------------------------------------------------------------------------------------------------------------------------------------------|
| SUNWxwmod           | Kernel modules required to run the OpenWindows product                                                                                                                                        |
| SUNWxwoft           | X Window System optional fonts                                                                                                                                                                |
| SUNWxwopt           | Nonessential MIT core clients and server extensions                                                                                                                                           |
| SUNWxwplt           | X Window System platform software (server, DPS, extensions, Xlib, required and common MIT clients)                                                                                            |
| SUNWxwplx           | X Window System 64-bit library software                                                                                                                                                       |
| SUNWxwpsr           | X server modules optimized for sun4u platform; this package is not required for non-sun4u platforms; but installing this package will not affect the working of server on non-sun4u platforms |
| SUNWxwrtl           | X Window System and Graphics Runtime library links                                                                                                                                            |
| SUNWxwrtx           | X Window System 64-bit Library Links in <code>/usr/lib/sparcv9</code>                                                                                                                         |
| SUNWxwslx           | X Window System 64-bit lint libraries for programmers                                                                                                                                         |
| TSBWvplr.m          | Toshiba platform links                                                                                                                                                                        |
| TSBWvplr.u          | Toshiba platform links                                                                                                                                                                        |
| TSBWvplu.m          | Toshiba <code>usr/platform</code> links                                                                                                                                                       |
| TSBWvplu.u          | Toshiba <code>usr/platform</code> links                                                                                                                                                       |
| TSIpgx.u            | Device driver for PGX32 (Raptor GFX) graphics accelerator                                                                                                                                     |
| TSIpgx.us           | Device driver for PGX32 (Raptor GFX) graphics accelerator                                                                                                                                     |
| TSIpgxw             | X Server loadable module for PGX32 (Raptor GFX) graphics accelerator                                                                                                                          |
| TSIpgxx.u           | Device driver for PGX32 (Raptor GFX) graphics accelerator (64-bit)                                                                                                                            |
| TSIpgxx.us          | Device driver for PGX32 (Raptor GFX) graphics accelerator (64-bit)                                                                                                                            |

**TABLE A-1** Packages on the Solaris 8 Software 1 of 2 SPARC Platform Edition CD *(continued)*

| <b>This Package</b> | <b>Contains</b>        |
|---------------------|------------------------|
| TWSvplr.u           | TWS platform links     |
| TWSvplu.u           | TWS usr/platform links |



## Packages on the Solaris 8 Software 2 of 2 SPARC Platform Edition CD

This appendix lists and describes the packages included on the CD labeled Solaris 8 Software 2 of 2 SPARC Platform Edition.

**TABLE B-1** Packages on the Solaris 8 Software 2 of 2 SPARC Platform Edition CD

| <b>This package</b> | <b>Contains</b>                                                                                                  |
|---------------------|------------------------------------------------------------------------------------------------------------------|
| SUNWaccr            | Utilities for accounting and reporting of system activity                                                        |
| SUNWaccu            | Utilities for accounting and reporting of system activity                                                        |
| SUNWapchd           | The Apache HTTP server (documentation)                                                                           |
| SUNWapchr           | The Apache HTTP server program ( <code>root</code> components)                                                   |
| SUNWapchu           | The Apache HTTP server program ( <code>usr</code> components)                                                    |
| SUNWapppr           | Configuration files for the daemon implementing asynchronous point-to-point protocol (PPP)                       |
| SUNWapppu           | Login service and the daemon implementing asynchronous point-to-point protocol (PPP)                             |
| SUNWarc             | System libraries in archive ( <code>ar</code> ) format for software development of statically linked executables |

**TABLE B-1** Packages on the Solaris 8 Software 2 of 2 SPARC Platform Edition  
CD (continued)

| <b>This package</b> | <b>Contains</b>                                                                                                                            |
|---------------------|--------------------------------------------------------------------------------------------------------------------------------------------|
| SUNWarcx            | System libraries in archive (ar) format for software development of statically linked executables                                          |
| SUNWast             | Administrative utilities for improving system security by monitoring or restricting access to system files and directories                 |
| SUNWaudh            | SunOS C/C++ header files for audio drivers and applications                                                                                |
| SUNWaudmo           | Audio demo programs, libraries, and sounds                                                                                                 |
| SUNWbash            | GNU Bourne-Again shell (bash)                                                                                                              |
| SUNWbashS           | Source for the GNU Bourne-Again shell (bash)                                                                                               |
| SUNWbnur            | Configuration and start-up files for UUCP utilities                                                                                        |
| SUNWbnuu            | UUCP utilities and daemon                                                                                                                  |
| SUNWbtool           | Software development utilities, including ar, dis, dump, elfdump, lex, lorder, mcs, nm, prof, ranlib, rpcgen, size, strip, tsort, and yacc |
| SUNWbtoox           | 64-bit libraries for software development utilities, including lex and yacc                                                                |
| SUNWbzip            | The bzip compression utility                                                                                                               |
| SUNWbzipS           | Source for the bzip compression utility                                                                                                    |
| SUNWbzipx           | The bzip compression library (64-bit)                                                                                                      |
| SUNWcg6h            | SunOS C/C++ header files for development of software for the GX frame buffer                                                               |
| SUNWcpc.u           | Kernel support for CPU Performance Counters                                                                                                |
| SUNWcpc.us          | Kernel support for CPU Performance Counters                                                                                                |
| SUNWcpcu            | CPU Performance Counter libraries and utilities                                                                                            |



**TABLE B-1** Packages on the Solaris 8 Software 2 of 2 SPARC Platform Edition CD *(continued)*

| <b>This package</b> | <b>Contains</b>                                                                                                                                                                                                                                            |
|---------------------|------------------------------------------------------------------------------------------------------------------------------------------------------------------------------------------------------------------------------------------------------------|
| SUNWcpcux           | CPU Performance Counter libraries and utilities (64-bit)                                                                                                                                                                                                   |
| SUNWcpcx.u          | Kernel support for CPU Performance Counters (64-bit)                                                                                                                                                                                                       |
| SUNWcpcx.us         | Kernel support for CPU Performance Counters (64-bit)                                                                                                                                                                                                       |
| SUNWcstl            | Apptrace utility for application tracing, including shared objects                                                                                                                                                                                         |
| SUNWcstlx           | Apptrace shared objects (64-bit)                                                                                                                                                                                                                           |
| SUNWdfbh            | SunOS C/C++ header files for development of software for dumb frame buffers                                                                                                                                                                                |
| SUNWdhcm            | Graphical management interface for the DHCP server                                                                                                                                                                                                         |
| SUNWdhcsr           | root file system portion of the SunOS BOOTP/DHCP service, which uses the BOOT Protocol and/or Dynamic Host Configuration Protocol to provide network configuration parameters to BOOTP/DHCP clients; administration utilities for the service are included |
| SUNWdhcsu           | usr file system portion of the SunOS BOOTP/DHCP service, which uses the BOOT Protocol and/or Dynamic Host Configuration Protocol to provide network configuration parameters to BOOTP/DHCP clients; administration utilities for the service are included  |
| SUNWdial            | Streams module for the dials and buttons devices                                                                                                                                                                                                           |
| SUNWdialh           | Header files for the dials and buttons devices                                                                                                                                                                                                             |
| SUNWdialx           | Streams module for the dials and buttons devices (64-bit)                                                                                                                                                                                                  |
| SUNWdpl             | System libraries compiled with profiling for software development performance measurement                                                                                                                                                                  |
| SUNWdplx            | 64-bit system libraries compiled with profiling for software development performance measurement                                                                                                                                                           |
| SUNWdtab            | CDE Desktop Application Builder                                                                                                                                                                                                                            |
| SUNWtdem            | CDE Demos                                                                                                                                                                                                                                                  |

**TABLE B-1** Packages on the Solaris 8 Software 2 of 2 SPARC Platform Edition CD (continued)

| <b>This package</b> | <b>Contains</b>                                                                               |
|---------------------|-----------------------------------------------------------------------------------------------|
| SUNWdthed           | CDE Help Developer Environment                                                                |
| SUNWdtinc           | CDE Include files                                                                             |
| SUNWdtma            | Manual pages for the Common Desktop Environment, CDE                                          |
| SUNWdtmad           | Common Desktop Environment (CDE) Developer manual pages                                       |
| SUNWdtmaz           | Manual pages for Address Manager, Process Manager, File Finder, Perfimeter, Workstation Info  |
| SUNWebnfs           | Java packages for WebNFS                                                                      |
| SUNWfac             | Utilities and resources for a Form and Menu Language Interpreter (FMLI) execution environment |
| SUNWfnx5            | Federated Naming Service (XFN) - support for X.500 Directory                                  |
| SUNWfnx5x           | Federated Naming Service (XFN) - support for X.500 Directory (64-bit)                         |
| SUNWglt             | Layout Table Generation Utility                                                               |
| SUNWgpch            | The GNU Patch utility                                                                         |
| SUNWgpchS           | Source for the GNU Patch utility                                                              |
| SUNWgzip            | The GNU Zip ( <i>gzip</i> ) compression utility                                               |
| SUNWgzipS           | Source for the GNU Zip ( <i>gzip</i> ) compression utility                                    |
| SUNWhea             | SunOS C/C++ header files for general development of software                                  |
| SUNWifph            | SunOS Header Files for QLogic FC-AL Family                                                    |
| SUNWj2dev           | Tools and utilities including javac, jdb, javadoc, rmiregistry                                |
| SUNWj2man           | Man pages                                                                                     |

**TABLE B-1** Packages on the Solaris 8 Software 2 of 2 SPARC Platform Edition CD *(continued)*

| <b>This package</b> | <b>Contains</b>                                                              |
|---------------------|------------------------------------------------------------------------------|
| SUNWjvdem           | JavaVM demo programs                                                         |
| SUNWjvdev           | JavaVM developers packages, includes javac, javah, and javap                 |
| SUNWjvman           | JavaVM man pages                                                             |
| SUNWkcspf           | Kodak Color Management System Runtime                                        |
| SUNWkcspg           | Kodak Color Management System Runtime Demos                                  |
| SUNWkcspx           | Kodak Color Management System Runtime Demos for 64-bit                       |
| SUNWksrta           | Kodak Color Management System Runtime                                        |
| SUNWksrx            | Kodak Color Management System Runtime for 64-bit OS                          |
| SUNWless            | The GNU pager (less)                                                         |
| SUNWlessS           | Source for the GNU pager (less)                                              |
| SUNWlibm            | Sun WorkShop Bundled libm                                                    |
| SUNWlldap           | Ldap libraries in for software development of dynamically linked executables |
| SUNWlmx             | Sun WorkShop Bundled misc. 64-bit libm files                                 |
| SUNWman             | System Reference Manual Pages                                                |
| SUNWmdb             | Modular Debugger (MDB)                                                       |
| SUNWmdbx            | Modular Debugger (MDB) (64-bit)                                              |
| SUNWmfdev           | Motif UIL compiler                                                           |
| SUNWmfman           | CDE Motif Manuals                                                            |

**TABLE B-1** Packages on the Solaris 8 Software 2 of 2 SPARC Platform Edition CD *(continued)*

| <b>This package</b> | <b>Contains</b>                                                                         |
|---------------------|-----------------------------------------------------------------------------------------|
| SUNWmkcd            | CD creation utilities                                                                   |
| SUNWmkcdS           | Source for the CD creation utilities                                                    |
| SUNWncar            | Core components to enable the network cache and accelerator                             |
| SUNWncarx           | Core components to enable the network cache and accelerator (64-bit)                    |
| SUNWncau            | Components to enable the network cache and accelerator                                  |
| SUNWoladd           | OPEN LOOK Alternate Desktop Demos                                                       |
| SUNWoldem           | OPEN LOOK demo programs                                                                 |
| SUNWoldim           | Graphics files in various formats                                                       |
| SUNWolinc           | OPEN LOOK include files                                                                 |
| SUNWolman           | OPEN LOOK toolkit/desktop users man pages                                               |
| SUNWolslb           | OPEN LOOK toolkit/desktop static and lint libraries for programmers                     |
| SUNWolsrc           | OPEN LOOK example source code for programmers                                           |
| SUNWosdem           | Source code to demonstrate the use of OS interfaces: ELF                                |
| SUNWpdu             | SunOS C/C++ header files for development of software for the PCI bus on SPARC platforms |
| SUNWp15m            | Perl 5 Reference Manual Pages                                                           |
| SUNWp15p            | POD documentation for Perl 5 programming language                                       |
| SUNWpmowm           | Power Management OW Utilities Man Pages                                                 |
| SUNWpppk            | Kernel device drivers implementing asynchronous point-to-point protocol (PPP)           |

**TABLE B-1** Packages on the Solaris 8 Software 2 of 2 SPARC Platform Edition CD *(continued)*

| <b>This package</b> | <b>Contains</b>                                                                      |
|---------------------|--------------------------------------------------------------------------------------|
| SUNWpppkx           | 64-bit kernel device drivers implementing asynchronous point-to-point protocol (PPP) |
| SUNWpstl.u          | Apptrace processor specific shared objects                                           |
| SUNWpstl.us         | Apptrace processor specific shared objects                                           |
| SUNWpstlx.u         | Apptrace processor specific shared objects (64-bit)                                  |
| SUNWpstlx.us        | Apptrace processor specific shared objects (64-bit)                                  |
| SUNWqfedu           | Sun Quad FastEthernet PCI/SBus Adapter Headers                                       |
| SUNWrpm             | Utilities for processing RPM archives                                                |
| SUNWrtvc            | Device driver for the SunVideo real-time video capture and compression card          |
| SUNWrtvcl           | XIL loadable pipelines for SunVideo capture and compression                          |
| SUNWrtvcu           | Header files, and examples for SunVideo capture and compression                      |
| SUNWrtvcx           | Device driver for the SunVideo real-time video capture and compression card (64-bit) |
| SUNWsadml           | Solstice launcher and associated libraries                                           |
| SUNWscpux           | Utilities for user interface and source build compatibility with SunOS 4.x           |
| SUNWsprot           | Solaris Bundled tools                                                                |
| SUNWsprox           | Sun Workshop Bundled 64-bit make library                                             |
| SUNWsra             | Libraries in archive (ar) format for source build compatibility with SunOS 4.x       |
| SUNWsrh             | SunOS C/C++ header files for source build compatibility with SunOS 4.x               |

**TABLE B-1** Packages on the Solaris 8 Software 2 of 2 SPARC Platform Edition  
CD (continued)

| <b>This package</b> | <b>Contains</b>                                                                                                                                        |
|---------------------|--------------------------------------------------------------------------------------------------------------------------------------------------------|
| SUNWsutl            | Statically linked utilities for system disaster recovery                                                                                               |
| SUNWtcsh            | Tenex C-shell (tcsh)                                                                                                                                   |
| SUNWtcshS           | Source for the Tenex C-shell (tcsh)                                                                                                                    |
| SUNWter             | Extensive terminfo database entries describing capabilities of terminals and pseudoterminals                                                           |
| SUNWtltkd           | ToolTalk static library and include files for programmers                                                                                              |
| SUNWtltkm           | ToolTalk manual pages for ToolTalk programmers, OpenWindows users, and Common Desktop Environment (CDE) users                                          |
| SUNWtnfc            | Utilities needed to enable probe points, in the kernel and in applications, that can generate Trace Normal Format (TNF) records in a trace file        |
| SUNWtnfcx           | 64-bit utilities needed to enable probe points, in the kernel and in applications, that can generate Trace Normal Format (TNF) records in a trace file |
| SUNWtnfd            | Utilities needed by developers using Trace Normal Format (TNF) facilities                                                                              |
| SUNWucbt            | Appttrace shared objects for UCB compatibility libraries                                                                                               |
| SUNWucbtx           | Appttrace shared objects for UCB compatibility libraries (64-bit)                                                                                      |
| SUNWusbu            | USB Headers                                                                                                                                            |
| SUNWxcu4t           | XCU4 Compliant Versions of make and sccs utilities                                                                                                     |
| SUNWxilh            | XIL API Header files                                                                                                                                   |
| SUNWxwdem           | X Window System demo programs                                                                                                                          |
| SUNWxwdim           | Graphics files in various formats                                                                                                                      |
| SUNWxwdxm           | DPS MOTIF library                                                                                                                                      |

**TABLE B-1** Packages on the Solaris 8 Software 2 of 2 SPARC Platform Edition CD *(continued)*

| <b>This package</b> | <b>Contains</b>                                                        |
|---------------------|------------------------------------------------------------------------|
| SUNWxwfa            | Font Administration application for Solaris platforms                  |
| SUNWxwhl            | X Window System and Graphics Header links in <code>/usr/include</code> |
| SUNWxwinc           | X Window System include files                                          |
| SUNWxwman           | X Window System online user man pages                                  |
| SUNWxwpmn           | X Window System online programmers man pages                           |
| SUNWxwslb           | X Window System static and lint libraries for programmers              |
| SUNWxwsrc           | X Window System example source code for programmers                    |
| SUNWypr             | NIS Server for Solaris 2.6 and up                                      |
| SUNWypu             | NIS Server for Solaris 2.6 and up                                      |
| SUNWzip             | The Info-Zip ( <code>zip</code> ) compression utility                  |
| SUNWzipS            | Source for the Info-Zip ( <code>zip</code> ) compression utility       |
| SUNWzlib            | The Zip compression library                                            |
| SUNWzlibS           | Source for the Zip compression library                                 |
| SUNWzlibx           | The Info-Zip compression library (64-bit)                              |
| SUNWzsh             | Z shell ( <code>zsh</code> )                                           |
| SUNWzshS            | Source for the Z shell ( <code>zsh</code> )                            |





## Packages on the Solaris 8 Languages SPARC Platform Edition CD

---

This appendix lists and describes the packages included on the CD labeled Solaris 8 Languages SPARC Platform Edition, by language.

**TABLE C-1** Packages on the Solaris 8 Languages SPARC Platform Edition CD: Simplified Chinese

| <b>This Package</b> | <b>Contains</b>                                                                                                                                                                                |
|---------------------|------------------------------------------------------------------------------------------------------------------------------------------------------------------------------------------------|
| NSCPccom            | Simplified Chinese localization of Netscape Communicator 4.7 supporting International security                                                                                                 |
| NSCPcucom           | Zh.UTF-8 localization of Netscape Communicator 4.7 supporting International security                                                                                                           |
| NSCPgcom            | Zh.GBK localization of Netscape Communicator 4.7 supporting International security                                                                                                             |
| SUNWcadis           | Simplified Chinese (EUC) Localizations for Admintool and GUI install                                                                                                                           |
| SUNWcadma           | Simplified Chinese (EUC) Localizations for Software used to perform system administration tasks; Admintool requires both this and SUNWhadis packages for Simplified Chinese (EUC) localization |
| SUNWcbcp            | Simplified Chinese (EUC) Language Environment binary compatibility files                                                                                                                       |
| SUNWcdab            | Simplified Chinese (EUC) Localizations for CDE Desktop Application Builder                                                                                                                     |

**TABLE C-1** Packages on the Solaris 8 Languages SPARC Platform Edition CD: Simplified Chinese *(continued)*

| <b>This Package</b> | <b>Contains</b>                                                               |
|---------------------|-------------------------------------------------------------------------------|
| SUNWcdbas           | Simplified Chinese (EUC) Localizations for CDE Base functionality             |
| SUNWcddst           | Simplified Chinese (EUC) Localizations for CDE Desktop Applications           |
| SUNWcddte           | Simplified Chinese (EUC) Localizations for CDE Desktop Login Environment      |
| SUNWcdezt           | Simplified Chinese (EUC) Localizations for Desktop Power Pack Applications    |
| SUNWcdfst           | Simplified Chinese (EUC) Localizations for CDE Fonts                          |
| SUNWcdhe            | Simplified Chinese (EUC) Localizations for CDE Help Runtime environment       |
| SUNWcdhev           | Simplified Chinese (EUC) CDE Help Volumes                                     |
| SUNWcdhez           | Simplified Chinese (EUC) (Common) Desktop Power Pack Help Volumes             |
| SUNWcdicn           | Simplified Chinese (EUC) Localizations for CDE Icons                          |
| SUNWcdim            | Simplified Chinese (EUC) Localizations for CDE Imagetool                      |
| SUNWcdwm            | Simplified Chinese (EUC) Localizations for CDE Desktop Window Manager         |
| SUNWcepmw           | Simplified Chinese (EUC) Localization for Power Management OW Utilities       |
| SUNWcervl           | Simplified Chinese (EUC) SunVideo Runtime Support Software                    |
| SUNWcexir           | Simplified Chinese (EUC) XIL Runtime Environment                              |
| SUNWcj2p            | Simplified Chinese localization of Java Plug-In 1.2.2                         |
| SUNWcj2rt           | Java virtual machine and core class libraries (Simplified Chinese supplement) |
| SUNWcjvdv           | Simplified Chinese Localizations for JavaVM developers package                |

**TABLE C-1** Packages on the Solaris 8 Languages SPARC Platform Edition CD: Simplified Chinese *(continued)*

| <b>This Package</b> | <b>Contains</b>                                                                                                                             |
|---------------------|---------------------------------------------------------------------------------------------------------------------------------------------|
| SUNWcjvrt           | Simplified Chinese Localizations for JavaVM Runtime environment                                                                             |
| SUNWckcsr           | Simplified Chinese (EUC) KCMS Runtime Environment                                                                                           |
| SUNWcleue           | Simplified Chinese (EUC) Language Environment specific files; it is a required package to run Simplified Chinese (EUC) Language Environment |
| SUNWcoaud           | Simplified Chinese (EUC) OPEN LOOK Audio Applications Package                                                                               |
| SUNWcodcv           | Simplified Chinese (EUC) OPEN LOOK Document and Help Viewer Applications Package                                                            |
| SUNWcodem           | Simplified Chinese (EUC) OPEN LOOK Demo Programs Package                                                                                    |
| SUNWcodst           | Simplified Chinese (EUC) OPEN LOOK Deskset Tools Package                                                                                    |
| SUNWcodte           | Simplified Chinese (EUC) Core OPEN LOOK Desktop Package                                                                                     |
| SUNWcoimt           | Simplified Chinese (EUC) OPEN LOOK Imagetool Package                                                                                        |
| SUNWcoman           | Simplified Chinese (EUC) OPEN LOOK Toolkit/Desktop Users Man Pages Package                                                                  |
| SUNWcorte           | Simplified Chinese (EUC) OPEN LOOK Toolkits Runtime Environment Package                                                                     |
| SUNWcpdas           | Simplified Chinese Localization for tools to synchronize desktop applications with the Palm Pilot PDA                                       |
| SUNWcrdm            | Simplified Chinese (EUC) OILBN ReadMe Directory                                                                                             |
| SUNWcreg            | Simplified Chinese (EUC) Localizations for Solaris User Registration                                                                        |
| SUNWcsadl           | Simplified Chinese (EUC) Localizations for Solstice Admintool launcher and associated libraries                                             |
| SUNWctltk           | Simplified Chinese (EUC) ToolTalk Runtime Package Package                                                                                   |
| SUNWcttfe           | Simplified Chinese (EUC) True Type Fonts                                                                                                    |

**TABLE C-1** Packages on the Solaris 8 Languages SPARC Platform Edition CD: Simplified Chinese *(continued)*

| <b>This Package</b> | <b>Contains</b>                                                                                                                                                                                    |
|---------------------|----------------------------------------------------------------------------------------------------------------------------------------------------------------------------------------------------|
| SUNWcuada           | Simplified Chinese (UTF-8) Localizations for Software used to perform system administration tasks; Admintool requires both this and SUNWgadis packages for Simplified Chinese (UTF-8) localization |
| SUNWcuadi           | Simplified Chinese (UTF-8) Localizations for Admintool and GUI install                                                                                                                             |
| SUNWcubas           | Simplified Chinese (UTF-8) Localizations for CDE Base functionality                                                                                                                                |
| SUNWcudab           | Simplified Chinese (UTF-8) Localizations for CDE Desktop Application Builder                                                                                                                       |
| SUNWcudc            | Simplified Chinese (EUC) Localizations for User Defined Character tool for Solaris CDE environment                                                                                                 |
| SUNWcudez           | Simplified Chinese (UTF-8) Localizations for Desktop Power Pack Applications                                                                                                                       |
| SUNWcudft           | Simplified Chinese (UTF-8) Localizations for CDE Fonts                                                                                                                                             |
| SUNWcudhe           | Simplified Chinese (UTF-8) Localizations for CDE Help Runtime environment                                                                                                                          |
| SUNWcudhv           | Simplified Chinese (UTF-8) CDE Help Volumes                                                                                                                                                        |
| SUNWcudhz           | Simplified Chinese (UTF-8) Localizations for Desktop Power Pack Help Volumes                                                                                                                       |
| SUNWcudic           | Simplified Chinese (UTF-8) Localizations for CDE Icons                                                                                                                                             |
| SUNWcudim           | Simplified Chinese (UTF-8) L10N for CDE Desktop Imagetool                                                                                                                                          |
| SUNWcudst           | Simplified Chinese (UTF-8) Localizations for CDE Desktop Applications                                                                                                                              |
| SUNWcudte           | Simplified Chinese (UTF-8) Localizations for CDE Desktop Login Environment                                                                                                                         |
| SUNWcudwm           | Simplified Chinese (UTF-8) Localizations for CDE Desktop Window Manager                                                                                                                            |
| SUNWculee           | Simplified Chinese (UTF-8) Language Environment specific files; it is a required package to run Simplified Chinese (UTF-8) Language Environment                                                    |

**TABLE C-1** Packages on the Solaris 8 Languages SPARC Platform Edition CD: Simplified Chinese (continued)

| <b>This Package</b> | <b>Contains</b>                                                                                                                                                                                |
|---------------------|------------------------------------------------------------------------------------------------------------------------------------------------------------------------------------------------|
| SUNWcuman           | Simplified Chinese (UTF-8) X Window System Online User Man Pages Package                                                                                                                       |
| SUNWcuodt           | Simplified Chinese (UTF-8) Core OPEN LOOK Desktop Package                                                                                                                                      |
| SUNWcupmw           | Simplified Chinese (UTF-8) Localization for Power Management OW Utilities                                                                                                                      |
| SUNWcurdm           | Simplified Chinese (UTF-8) OILBN ReadMe Directory                                                                                                                                              |
| SUNWcureg           | Simplified Chinese (UTF-8) Localizations for Solaris User Registration                                                                                                                         |
| SUNWcusad           | Simplified Chinese (UTF-8) Localizations for Solstice Admintool launcher and associated libraries                                                                                              |
| SUNWcuudc           | Simplified Chinese (UTF-8) Localizations for User Defined Character tool for Solaris CDE environment                                                                                           |
| SUNWcuxe            | Simplified Chinese (UTF-8) X Window System Platform Software Package                                                                                                                           |
| SUNWcwbcp           | Simplified Chinese (EUC) OpenWindows Binary Compatibility Package                                                                                                                              |
| SUNWcwsr            | Simplified Chinese (EUC) product registry 2.0 localizable text resources                                                                                                                       |
| SUNWcxe             | Simplified Chinese (EUC) X Window System Platform Software Package                                                                                                                             |
| SUNWcxfont          | Simplified Chinese (EUC) X Window System Platform Required Fonts                                                                                                                               |
| SUNWcxman           | Simplified Chinese (EUC) X Window System Online User Man Pages Package                                                                                                                         |
| SUNWcxoft           | Simplified Chinese (EUC) X Window System Optional Fonts Package                                                                                                                                |
| SUNWgadis           | Simplified Chinese (GBK) Localizations for Admintool and GUI install                                                                                                                           |
| SUNWgadma           | Simplified Chinese (GBK) Localizations for Software used to perform system administration tasks; Admintool requires both this and SUNWgadis packages for Simplified Chinese (GBK) localization |

**TABLE C-1** Packages on the Solaris 8 Languages SPARC Platform Edition CD: Simplified Chinese *(continued)*

| <b>This Package</b> | <b>Contains</b>                                                                                                                             |
|---------------------|---------------------------------------------------------------------------------------------------------------------------------------------|
| SUNWgdab            | Simplified Chinese (GBK) Localizations for CDE Desktop Application Builder                                                                  |
| SUNWgdbas           | Simplified Chinese (GBK) Localizations for CDE Base functionality                                                                           |
| SUNWgddst           | Simplified Chinese (GBK) Localizations for CDE Desktop Applications                                                                         |
| SUNWgddte           | Simplified Chinese (GBK) Localizations for CDE Desktop Login Environment                                                                    |
| SUNWgdez            | Simplified Chinese (GBK) Localizations for Desktop Power Pack Applications                                                                  |
| SUNWgdf             | Simplified Chinese (GBK) Localizations for CDE Fonts                                                                                        |
| SUNWgdhe            | Simplified Chinese (GBK) Localizations for CDE Help Runtime environment                                                                     |
| SUNWgdhev           | Simplified Chinese (GBK) CDE Help Volumes                                                                                                   |
| SUNWgdhez           | Simplified Chinese (GBK) Localizations for Desktop Power Pack Help Volumes                                                                  |
| SUNWgdicn           | Simplified Chinese (GBK) Localizations for CDE Icons                                                                                        |
| SUNWgdim            | Simplified Chinese (GBK) L10N for CDE Desktop Imagetool                                                                                     |
| SUNWgdwm            | Simplified Chinese (GBK) Localizations for CDE Desktop Window Manager                                                                       |
| SUNWgleue           | Simplified Chinese (GBK) Language Environment specific files; it is a required package to run Simplified Chinese (GBK) Language Environment |
| SUNWgodte           | Simplified Chinese (GBK) Core OPEN LOOK Desktop Package                                                                                     |
| SUNWgpmw            | Simplified Chinese (GBK) Localization for Power Management OW Utilities                                                                     |
| SUNWgrdm            | Simplified Chinese (GBK) OILBN ReadMe Directory                                                                                             |
| SUNWgreg            | Simplified Chinese (GBK) Localizations for Solaris User Registration                                                                        |

**TABLE C-1** Packages on the Solaris 8 Languages SPARC Platform Edition CD: Simplified Chinese *(continued)*

| <b>This Package</b> | <b>Contains</b>                                                                                    |
|---------------------|----------------------------------------------------------------------------------------------------|
| SUNWgsadl           | Simplified Chinese (GBK) Localizations for Solstice Admintool launcher and associated libraries    |
| SUNWgttfe           | Simplified Chinese (GBK) True Type Fonts                                                           |
| SUNWgudc            | Simplified Chinese (GBK) Localizations for User Defined Character tool for Solaris CDE environment |
| SUNWgxe             | Simplified Chinese (GBK) X Window System Platform Software Package                                 |
| SUNWgxman           | Simplified Chinese (GBK) X Window System Online User Man Pages Package                             |

**TABLE C-2** Packages on the Solaris 8 Languages SPARC Platform Edition CD: Traditional Chinese

| <b>This Package</b> | <b>Contains</b>                                                                                                                                                 |
|---------------------|-----------------------------------------------------------------------------------------------------------------------------------------------------------------|
| NSCP5com            | Zh_TW.BIG5 localization of Netscape Communicator 4.7 supporting International security                                                                          |
| NSCP5com            | Traditional Chinese localization of Netscape Communicator 4.7 supporting International security                                                                 |
| NSCP5ucom           | Zh_TW.UTF-8 localization of Netscape Communicator 4.7 supporting International security                                                                         |
| SUNW5adi            | Traditional Chinese Localizations for Admintool and GUI install                                                                                                 |
| SUNW5adma           | Traditional Chinese Localizations for Software used to perform system administration tasks; Admintool requires both this and SUNW5adi packages for Localization |
| SUNW5dab            | Traditional Chinese Localizations for CDE Desktop Application Builder                                                                                           |
| SUNW5dbas           | Traditional Chinese Localizations for CDE Base functionality                                                                                                    |
| SUNW5ddst           | Traditional Chinese Localizations for CDE Desktop Applications                                                                                                  |

**TABLE C-2** Packages on the Solaris 8 Languages SPARC Platform Edition CD: Traditional Chinese *(continued)*

| <b>This Package</b> | <b>Contains</b>                                                                                                                        |
|---------------------|----------------------------------------------------------------------------------------------------------------------------------------|
| SUNW5ddte           | Traditional Chinese Localizations for CDE Desktop Login Environment                                                                    |
| SUNW5dezt           | Traditional Chinese (BIG5) Localizations for Desktop Power Pack Applications                                                           |
| SUNW5dft            | Traditional Chinese Localizations for CDE Fonts                                                                                        |
| SUNW5dhe            | Traditional Chinese Localizations for CDE Help Runtime environment                                                                     |
| SUNW5dhev           | Traditional Chinese CDE Help Volumes                                                                                                   |
| SUNW5dhez           | Traditional Chinese (Common BIG5) Localizations for Desktop Power Pack Help Volumes                                                    |
| SUNW5dicn           | Traditional Chinese Localizations for CDE Icons                                                                                        |
| SUNW5dim            | Traditional Chinese Localizations for CDE Imagetool                                                                                    |
| SUNW5dwm            | Traditional Chinese Localizations for CDE Desktop Window Manager                                                                       |
| SUNW5leue           | Traditional Chinese Language Environment specific files; it is a required package to run Traditional Chinese BIG5 Language Environment |
| SUNW5odte           | Traditional Chinese BIG5 Core OPEN LOOK Desktop Package                                                                                |
| SUNW5pmw            | Traditional Chinese BIG5 Localization for Power Management OW Utilities                                                                |
| SUNW5rdm            | Traditional Chinese (BIG5) OILBN ReadMe Directory                                                                                      |
| SUNW5sadl           | Traditional Chinese Localizations for Solstice Admintool launcher and associated libraries                                             |
| SUNW5ttfe           | Traditional Chinese True Type Fonts Package Extension                                                                                  |
| SUNW5udc            | Traditional Chinese (BIG5) Localizations for User Defined Character tool for Solaris CDE environment                                   |
| SUNW5xfnt           | Traditional Chinese BIG5 X Window System Platform Required Fonts Package                                                               |



**TABLE C-2** Packages on the Solaris 8 Languages SPARC Platform Edition CD: Traditional Chinese *(continued)*

| <b>This Package</b> | <b>Contains</b>                                                                                                                                                                                  |
|---------------------|--------------------------------------------------------------------------------------------------------------------------------------------------------------------------------------------------|
| SUNWhadis           | Traditional Chinese (EUC) Localizations for Admintool and GUI install                                                                                                                            |
| SUNWhadma           | Traditional Chinese (EUC) Localizations for Software used to perform system administration tasks; Admintool requires both this and SUNWhadis packages for Traditional Chinese (EUC) localization |
| SUNWhbcp            | Traditional Chinese Language Environment binary compatibility files                                                                                                                              |
| SUNWhdab            | Traditional Chinese Localizations for CDE Desktop Application Builder                                                                                                                            |
| SUNWhdbas           | Traditional Chinese Localizations for CDE Base functionality                                                                                                                                     |
| SUNWhddst           | Traditional Chinese Localizations for CDE Desktop Applications                                                                                                                                   |
| SUNWhddte           | Traditional Chinese Localizations for CDE Desktop Login Environment                                                                                                                              |
| SUNWhdez            | Traditional Chinese (EUC) Localizations for Desktop Power Pack Applications                                                                                                                      |
| SUNWhdft            | Traditional Chinese Localizations for CDE Fonts                                                                                                                                                  |
| SUNWhdhe            | Traditional Chinese Localizations for CDE Help Runtime environment                                                                                                                               |
| SUNWhdhev           | Traditional Chinese CDE Help Volumes                                                                                                                                                             |
| SUNWhdhez           | Traditional Chinese (Common) Localizations for Desktop Power Pack Help Volumes                                                                                                                   |
| SUNWhdicn           | Traditional Chinese Localizations for CDE Icons                                                                                                                                                  |
| SUNWhdim            | Traditional Chinese Localizations for CDE Imagetool                                                                                                                                              |
| SUNWhdwm            | Traditional Chinese Localizations for CDE Desktop Window Manager                                                                                                                                 |
| SUNWhepmw           | Traditional Chinese (EUC) Localization for Power Management OW Utilities                                                                                                                         |
| SUNWhervl           | Traditional Chinese (EUC) SunVideo Runtime Support Software                                                                                                                                      |

**TABLE C-2** Packages on the Solaris 8 Languages SPARC Platform Edition CD: Traditional Chinese *(continued)*

| <b>This Package</b> | <b>Contains</b>                                                                                                                   |
|---------------------|-----------------------------------------------------------------------------------------------------------------------------------|
| SUNWhexir           | Traditional Chinese (EUC) XIL Runtime Environment                                                                                 |
| SUNWhj2p            | Traditional Chinese localization of Java Plug-In 1.2.2                                                                            |
| SUNWhj2rt           | Java virtual machine and core class libraries (Traditional Chinese supplement)                                                    |
| SUNWhjvdv           | Traditional Chinese Localizations for JavaVM developers package                                                                   |
| SUNWhjvrt           | Traditional Chinese Localizations for JavaVM Runtime environment                                                                  |
| SUNWhkcsr           | Traditional Chinese (EUC) KCMS Runtime Environment                                                                                |
| SUNWhleue           | Traditional Chinese Language Environment specific files; it is a required package to run Traditional Chinese Language Environment |
| SUNWhoaud           | Traditional Chinese OPEN LOOK Audio Applications Package                                                                          |
| SUNWhodcv           | Traditional Chinese OPEN LOOK Document and Help Viewer Applications Package                                                       |
| SUNWhodem           | Traditional Chinese OPEN LOOK Demo Programs Package                                                                               |
| SUNWhodst           | Traditional Chinese OPEN LOOK Deskset Tools Package                                                                               |
| SUNWhodte           | Traditional Chinese Core OPEN LOOK Desktop Package                                                                                |
| SUNWhoimt           | Traditional Chinese OPEN LOOK Imagetool Package                                                                                   |
| SUNWhoman           | Traditional Chinese OPEN LOOK Toolkit/Desktop Users Man Pages Package                                                             |
| SUNWhorte           | Traditional Chinese OPEN LOOK Toolkits Runtime Environment Package                                                                |
| SUNWhpdas           | Traditional Chinese Localization for tools to synchronize desktop applications with the Palm Pilot PDA                            |
| SUNWhrdm            | Traditional Chinese (EUC) OILBN ReadMe Directory                                                                                  |

**TABLE C-2** Packages on the Solaris 8 Languages SPARC Platform Edition CD: Traditional Chinese *(continued)*

| <b>This Package</b> | <b>Contains</b>                                                                                                                                                         |
|---------------------|-------------------------------------------------------------------------------------------------------------------------------------------------------------------------|
| SUNWhreg            | Traditional Chinese Localizations for Solaris User Registration                                                                                                         |
| SUNWhsadl           | Traditional Chinese (EUC) Localizations for Solstice Admintool launcher and associated libraries                                                                        |
| SUNWhl1tk           | Traditional Chinese ToolTalk Runtime Package Package                                                                                                                    |
| SUNWhttfe           | Traditional Chinese True Type optional Fonts Package Extension                                                                                                          |
| SUNWhuada           | Traditional Chinese (UTF-8) Localizations for Software used to perform system administration tasks; Admintool requires both this and SUNW5adi packages for Localization |
| SUNWhuadi           | Traditional Chinese (UTF-8) Localizations for Admintool and GUI install                                                                                                 |
| SUNWhubas           | Traditional Chinese (UTF-8) Localizations for CDE Base functionality                                                                                                    |
| SUNWhuccd           | Traditional Chinese Console Display Environment specific files; it is a required package to run Traditional Chinese Console Display Environment                         |
| SUNWhudab           | Traditional Chinese (UTF-8) Localizations for CDE Desktop Application Builder                                                                                           |
| SUNWhudc            | Traditional Chinese (EUC) Localizations for User Defined Character tool for Solaris CDE environment                                                                     |
| SUNWhudez           | Traditional Chinese (UTF-8) Localizations for Desktop Power Pack Applications                                                                                           |
| SUNWhudft           | Traditional Chinese (UTF-8) Localizations for CDE Fonts                                                                                                                 |
| SUNWhudhe           | Traditional Chinese (UTF-8) Localizations for CDE Help Runtime environment                                                                                              |
| SUNWhudhv           | Traditional Chinese (UTF-8) CDE Help Volumes                                                                                                                            |
| SUNWhudhz           | Traditional Chinese (Common UTF-8) Localizations for Desktop Power Pack Help Volumes                                                                                    |
| SUNWhudic           | Traditional Chinese (UTF-8) Localizations for CDE Icons                                                                                                                 |

**TABLE C-2** Packages on the Solaris 8 Languages SPARC Platform Edition CD: Traditional Chinese *(continued)*

| <b>This Package</b> | <b>Contains</b>                                                                                                                                 |
|---------------------|-------------------------------------------------------------------------------------------------------------------------------------------------|
| SUNWhudim           | Traditional Chinese (UTF-8) Localizations for CDE Imagetool                                                                                     |
| SUNWhudst           | Traditional Chinese (UTF-8) Localizations for CDE Desktop Applications                                                                          |
| SUNWhudte           | Traditional Chinese (UTF-8) Localizations for CDE Desktop Login Environment                                                                     |
| SUNWhudwm           | Traditional Chinese (UTF-8) Localizations for CDE Desktop Window Manager                                                                        |
| SUNWhulee           | Traditional Chinese (UTF-8) Language Environment specific files; it is a required package to run Traditional Chinese UTF-8 Language Environment |
| SUNWhuodt           | Traditional Chinese UTF-8 Core OPEN LOOK Desktop Package                                                                                        |
| SUNWhupmw           | Traditional Chinese UTF-8 Localization for Power Management OW Utilities                                                                        |
| SUNWhurdm           | Traditional Chinese (UTF-8) OILBN ReadMe Directory                                                                                              |
| SUNWhusad           | Traditional Chinese (UTF-8) Localizations for Solstice Admintool launcher and associated libraries                                              |
| SUNWhuudc           | Traditional Chinese (UTF-8) Localizations for User Defined Character tool for Solaris CDE environment                                           |
| SUNWhwbcp           | Traditional Chinese OpenWindows Binary Compatibility Package                                                                                    |
| SUNWhwsr            | Traditional Chinese product registry 2.0 localizable text resources                                                                             |
| SUNWhxe             | Traditional Chinese X Window System Platform Software Package                                                                                   |
| SUNWhxman           | Traditional Chinese X Window System Online User Man Pages Package                                                                               |

**TABLE C-3** Packages on the Solaris 8 Languages SPARC Platform Edition CD: French

---

| <b>This Package</b> | <b>Contains</b>                                                                    |
|---------------------|------------------------------------------------------------------------------------|
| NSCPfrcdo           | French localization of Netscape Communicator 4.7 supporting U.S. security          |
| NSCPfrcom           | French localization of Netscape Communicator 4.7 supporting International security |
| SUNWf8bas           | Base L10N fr CDE functionality to run a CDE application                            |
| SUNWf8dst           | CDE Desktop Applications                                                           |
| SUNWf8dte           | CDE Desktop Environment                                                            |
| SUNWf8he            | CDE Help L10N fr Runtime Environment                                               |
| SUNWf8im            | CDE Desktop applications                                                           |
| SUNWf8wm            | French UTF-8 CDE Desktop Window Manager Messages                                   |
| SUNWfbcp            | French OS Binary Compatibility Package                                             |
| SUNWfj2rt           | Java virtual machine and core class libraries (French supplement)                  |
| SUNWfjvdv           | French Localizations for JavaVM developers package                                 |
| SUNWfjvrt           | French Localizations for JavaVM Runtime environment                                |
| SUNWfoaud           | French OPEN LOOK Audio applications                                                |
| SUNWfobk            | French OpenWindows online handbooks                                                |
| SUNWfodcv           | French OPEN LOOK document and help viewer applications                             |
| SUNWfodem           | French OPEN LOOK demo programs                                                     |
| SUNWfodst           | French OPEN LOOK deskset tools                                                     |
| SUNWfodte           | French OPEN LOOK desktop environment                                               |
| SUNWfoimt           | French OPEN LOOK imagetool                                                         |

---

**TABLE C-3** Packages on the Solaris 8 Languages SPARC Platform Edition CD:  
French *(continued)*

| <b>This Package</b> | <b>Contains</b>                                                          |
|---------------------|--------------------------------------------------------------------------|
| SUNWforte           | French OPEN LOOK toolkits Runtime environment                            |
| SUNWfpdas           | French tools to synchronize desktop applications with the Palm Pilot PDA |
| SUNWfrbas           | Base L10N fr CDE functionality to run a CDE application                  |
| SUNWfrdst           | CDE Desktop Applications                                                 |
| SUNWfrdte           | CDE Desktop Environment                                                  |
| SUNWfrhe            | CDE Help L10N fr Runtime Environment                                     |
| SUNWfrhed           | CDE L10N fr Help Developer Environment                                   |
| SUNWfrhev           | CDE Help Volumes                                                         |
| SUNWfrim            | CDE Desktop applications                                                 |
| SUNWfrj2p           | French localization of Java Plug-In 1.2.2                                |
| SUNWfros            | Localizable message files for the OS-Networking consolidation            |
| SUNWfrpmw           | French (EUC) Localizations for Power Management OW Utilities             |
| SUNWfrreg           | Solaris User Registration prompts at desktop login for user registration |
| SUNWfrwm            | French CDE Desktop Window Manager Messages                               |
| SUNWftltk           | French ToolTalk binaries and shared libraries                            |
| SUNWfwacx           | French OPEN LOOK AccessX                                                 |
| SUNWfwbcp           | French OpenWindows Binary Compatibility Package                          |

**TABLE C-3** Packages on the Solaris 8 Languages SPARC Platform Edition CD:  
French *(continued)*

| <b>This Package</b> | <b>Contains</b>                          |
|---------------------|------------------------------------------|
| SUNWfwsr            | Prodreg 2.0 localizable text resources   |
| SUNWfxplt           | French X Window System platform software |

**TABLE C-4** Packages on the Solaris 8 Languages SPARC Platform Edition CD: German

| <b>This Package</b> | <b>Contains</b>                                                                    |
|---------------------|------------------------------------------------------------------------------------|
| NSCPdecom           | German localization of Netscape Communicator 4.7 supporting International security |
| SUNWd8bas           | Base L10N German UTF-8 CDE functionality to run a CDE application                  |
| SUNWd8dst           | CDE Desktop Applications                                                           |
| SUNWd8dte           | CDE Desktop Login Environment                                                      |
| SUNWd8he            | CDE Help L10N German UTF-8 Runtime Environment                                     |
| SUNWd8im            | CDE Desktop applications                                                           |
| SUNWd8wm            | German UTF-8 CDE Desktop Window Manager Messages                                   |
| SUNWdbcp            | German OS Binary Compatibility Package                                             |
| SUNWdebas           | Base L10N German CDE functionality to run a CDE application                        |
| SUNWdedst           | CDE Desktop Applications                                                           |
| SUNWdedte           | CDE Desktop Login Environment                                                      |
| SUNWdehe            | CDE Help L10N German Runtime Environment                                           |
| SUNWdehed           | CDE L10N German Help Developer Environment                                         |

**TABLE C-4** Packages on the Solaris 8 Languages SPARC Platform Edition CD:  
German *(continued)*

| <b>This Package</b> | <b>Contains</b>                                                          |
|---------------------|--------------------------------------------------------------------------|
| SUNWdehev           | CDE Help Volumes                                                         |
| SUNWdeim            | CDE Desktop applications                                                 |
| SUNWdej2p           | German localization of Java Plug-In 1.2.2                                |
| SUNWdeos            | Localizable message files for the OS/Networking consolidation            |
| SUNWdepmw           | German (EUC) Localizations for Power Management OW Utilities             |
| SUNWdereg           | Solaris User Registration prompts at desktop login for user registration |
| SUNWdewm            | German CDE Desktop Window Manager Messages                               |
| SUNWdj2rt           | Java virtual machine and core class libraries (German supplement)        |
| SUNWdjvdv           | German Localizations for JavaVM developers package                       |
| SUNWdjvrt           | German Localizations for JavaVM Runtime environment                      |
| SUNWdoaud           | German OPEN LOOK Audio applications                                      |
| SUNWdobk            | German OpenWindows online handbooks                                      |
| SUNWdodcv           | German OPEN LOOK document and help viewer applications                   |
| SUNWdodem           | German OPEN LOOK demo programs                                           |
| SUNWdodst           | German OPEN LOOK deskset tools                                           |
| SUNWdodte           | German OPEN LOOK desktop environment                                     |
| SUNWdoimt           | German OPEN LOOK imagetool                                               |
| SUNWdorte           | German OPEN LOOK toolkits Runtime environment                            |



**TABLE C-4** Packages on the Solaris 8 Languages SPARC Platform Edition CD:  
German (continued)

| <b>This Package</b> | <b>Contains</b>                                                          |
|---------------------|--------------------------------------------------------------------------|
| SUNWdpdas           | German tools to synchronize desktop applications with the Palm Pilot PDA |
| SUNWdtltk           | German ToolTalk binaries and shared libraries                            |
| SUNWdwacx           | German OPEN LOOK AccessX                                                 |
| SUNWdwbcy           | German OpenWindows Binary Compatibility Package                          |
| SUNWdwsr            | Prodreg 2.0 localizable text resources                                   |
| SUNWdxplt           | German X Window System platform software                                 |

**TABLE C-5** Packages on the Solaris 8 Languages SPARC Platform Edition CD: Italian

| <b>This Package</b> | <b>Contains</b>                                                                     |
|---------------------|-------------------------------------------------------------------------------------|
| NSCPitcom           | Italian localization of Netscape Communicator 4.7 supporting International security |
| SUNWi8bas           | Base L10N it CDE functionality to run a CDE application                             |
| SUNWi8dst           | CDE it Desktop Applications messages                                                |
| SUNWi8dte           | CDE Italian UTF-8 Desktop Login Environment                                         |
| SUNWi8he            | CDE Help L10N it Runtime Environment                                                |
| SUNWi8im            | CDE Italian UTF-8 Desktop Image editor                                              |
| SUNWi8wm            | Italian UTF-8 CDE Desktop Window Manager Messages                                   |
| SUNWibcp            | Italian OS Binary Compatibility Package                                             |
| SUNWij2rt           | Java virtual machine and core class libraries (Italian supplement)                  |

**TABLE C-5** Packages on the Solaris 8 Languages SPARC Platform Edition CD:  
 Italian *(continued)*

| <b>This Package</b> | <b>Contains</b>                                                           |
|---------------------|---------------------------------------------------------------------------|
| SUNWijvdv           | Italian Localizations for JavaVM developers package                       |
| SUNWijvrt           | Italian Localizations for JavaVM Runtime environment                      |
| SUNWioaud           | Italian OPEN LOOK Audio applications                                      |
| SUNWiobk            | Italian OpenWindows online handbooks                                      |
| SUNWiodcv           | Italian OPEN LOOK document and help viewer applications                   |
| SUNWiodem           | Italian OPEN LOOK demo programs                                           |
| SUNWiodst           | Italian OPEN LOOK deskset tools                                           |
| SUNWiodte           | Italian OPEN LOOK desktop environment                                     |
| SUNWioimt           | Italian OPEN LOOK imagetool                                               |
| SUNWiorte           | Italian OPEN LOOK toolkits Runtime environment                            |
| SUNWipdas           | Italian tools to synchronize desktop applications with the Palm Pilot PDA |
| SUNWitbas           | Base L10N it CDE functionality to run a CDE application                   |
| SUNWitdst           | CDE it Desktop Applications messages                                      |
| SUNWitdte           | CDE Italian Desktop Login Environment                                     |
| SUNWithe            | CDE Help L10N it Runtime Environment                                      |
| SUNWitthed          | CDE L10N it Help Developer Environment                                    |
| SUNWithev           | CDE Help Volumes                                                          |
| SUNWitim            | CDE Italian Desktop Image editor                                          |

**TABLE C-5** Packages on the Solaris 8 Languages SPARC Platform Edition CD:  
Italian (continued)

| <b>This Package</b> | <b>Contains</b>                                                          |
|---------------------|--------------------------------------------------------------------------|
| SUNWitj2p           | Italian localization of Java Plug-In 1.2.2                               |
| SUNWitltk           | Italian ToolTalk binaries and shared libraries                           |
| SUNWitos            | Localizable message files for the OS-Networking consolidation            |
| SUNWitpmw           | Italian (EUC) Localizations for Power Management OW Utilities            |
| SUNWitreg           | Solaris User Registration prompts at desktop login for user registration |
| SUNWitwm            | Italian CDE Desktop Window Manager Messages                              |
| SUNWiwacx           | Italian OPEN LOOK AccessX                                                |
| SUNWiwbcx           | Italian OpenWindows Binary Compatibility Package                         |
| SUNWiwsr            | Product registry 2.0 localizable text resources                          |
| SUNWixplt           | Italian X Window System platform software                                |

**TABLE C-6** Packages on the Solaris 8 Languages SPARC Platform Edition CD: Japanese

| <b>This Package</b> | <b>Contains</b>                                                                            |
|---------------------|--------------------------------------------------------------------------------------------|
| JSat8xw             | Japanese Input System ATOK8 for Japanese Solaris                                           |
| JSatsvr             | Japanese Input System ATOKserver <code>root</code> files for Japanese Solaris              |
| JSatsvu             | Japanese Input System ATOKserver <code>usr</code> files for Japanese Solaris               |
| JSatsvw             | Japanese Input System ATOKserver X11 support files for Japanese Solaris                    |
| NSCPjecom           | Japanese (EUC) localization of Netscape Communicator 4.7 supporting International security |

**TABLE C-6** Packages on the Solaris 8 Languages SPARC Platform Edition CD:  
Japanese *(continued)*

| <b>This Package</b> | <b>Contains</b>                                                                                                                                                            |
|---------------------|----------------------------------------------------------------------------------------------------------------------------------------------------------------------------|
| NSCPjpcom           | Japanese (PCK) localization of Netscape Communicator 4.7 supporting International security                                                                                 |
| NSCPjucom           | Japanese (UTF-8) localization of Netscape Communicator 4.7 supporting International security                                                                               |
| SUNWjadis           | Japanese (EUC) Localizations for Admintool and GUI install                                                                                                                 |
| SUNWjadma           | Japanese (EUC) Localizations for Software used to perform system administration tasks; Admintool requires both this and SUNWjadis packages for Japanese (EUC) localization |
| SUNWjaaj2p          | Japanese localization of Java Plug-In 1.2.2                                                                                                                                |
| SUNWjbcpl           | Japanese (EUC) utilities including libc and locale data to provide a binary-compatible execution environment for SunOS 4.x applications                                    |
| SUNWjc0d            | Japanese Kana-Kanji Conversion Server cs00 user dictionary maintenance tool for CDE Motif                                                                                  |
| SUNWjc0w            | Japanese Kana-Kanji Conversion Server cs00 user dictionary maintenance tool for OPEN LOOK; this package is also required to use X Input Method Server on X Window System   |
| SUNWjcs3f           | Japanese JIS X0212 Type1 fonts for printing                                                                                                                                |
| SUNWjdab            | Japanese (Common) Localization for CDE Desktop Application Builder                                                                                                         |
| SUNWjdbas           | Japanese (Common) Localization for CDE application basic Runtime environment                                                                                               |
| SUNWjddst           | Japanese (EUC) Localization for CDE Desktop Applications                                                                                                                   |
| SUNWjddte           | Japanese (EUC) Localization for Solaris Desktop Login Environment                                                                                                          |
| SUNWjdhcm           | Japanese Localizations for DHCP Manager                                                                                                                                    |
| SUNWjdhe            | Japanese (EUC) Localization for CDE Help Runtime environment                                                                                                               |
| SUNWjdhed           | Japanese (EUC) Localization for CDE Help Developer Environment                                                                                                             |

**TABLE C-6** Packages on the Solaris 8 Languages SPARC Platform Edition CD:  
Japanese (continued)

| <b>This Package</b> | <b>Contains</b>                                                                                                                                                      |
|---------------------|----------------------------------------------------------------------------------------------------------------------------------------------------------------------|
| SUNWjdhev           | Japanese (Common) Localization for CDE Help Volumes                                                                                                                  |
| SUNWjdhez           | Japanese (Common) Localizations for Desktop Power Pack Help Volumes                                                                                                  |
| SUNWjdim            | Japanese (EUC) Localization for Solaris CDE Image Viewer                                                                                                             |
| SUNWjdrme           | Japanese (EUC) Localization for Common Desktop Environment (CDE) release documentation                                                                               |
| SUNWjdwm            | Japanese (EUC) Localization for CDE Desktop Window Manager                                                                                                           |
| SUNWjeab            | Japanese (EUC) Localization for CDE Desktop Application Builder                                                                                                      |
| SUNWjebas           | Japanese (EUC) Localization for CDE application basic Runtime environment                                                                                            |
| SUNWject            | Japanese (EUC) Localizations for UTF-8 Code Conversion Tool                                                                                                          |
| SUNWjedev           | Japanese (EUC) Development Environment Package specific files                                                                                                        |
| SUNWjeezt           | Japanese (EUC) Localizations for Desktop Power Pack Applications                                                                                                     |
| SUNWjehev           | Japanese (EUC) Localization for CDE Help Volumes                                                                                                                     |
| SUNWjehez           | Japanese (EUC) Localizations for Desktop Power Pack Help Volumes                                                                                                     |
| SUNWjej2m           | Japanese (EUC) man pages                                                                                                                                             |
| SUNWjejmn           | Japanese (EUC) JavaVM manual pages for Java programmers and users                                                                                                    |
| SUNWjeman           | Japanese Feature Package Man Pages to see Japanese (EUC) man pages for SUNWjfp <sub>r</sub> and SUNWjfp <sub>u</sub> and Japanese man pages for SUNWman and SUNWaled |
| SUNWjepmm           | Japanese (EUC) Power Management OW Utilities Man Pages                                                                                                               |
| SUNWjepmw           | Japanese (EUC) Localizations for Power Management OW Utilities                                                                                                       |

**TABLE C-6** Packages on the Solaris 8 Languages SPARC Platform Edition CD:  
Japanese (continued)

| <b>This Package</b> | <b>Contains</b>                                                                                                                                |
|---------------------|------------------------------------------------------------------------------------------------------------------------------------------------|
| SUNWjervl           | Japanese (EUC) Localizations for XIL loadable pipelines for SunVideo capture and compression                                                   |
| SUNWjeuce           | Japanese (EUC) Feature Package specific files for <code>usr</code> ; it is an extended package to support EUC environment                      |
| SUNWjeudc           | Japanese (EUC) Localizations for User Defined Character tool for Solaris CDE environment                                                       |
| SUNWjewnu           | Japanese Input System - Wnn6 Messages, (EUC)                                                                                                   |
| SUNWjexfa           | Japanese (EUC) Localizations for Font Administration application for Solaris platforms                                                         |
| SUNWjexir           | Japanese (EUC) localizations for XIL Runtime Environment                                                                                       |
| SUNWjfdl            | Japanese Localization for Solaris Desktop Font Downloader for Adobe PostScript printers                                                        |
| SUNWjfppe           | Stream modules for Japanese Feature Package (JFP); it is an extended package to run JFP environment                                            |
| SUNWjfpue           | Japanese Feature Package (JFP) specific files for <code>usr</code> ; it is an extended package to run JFP environment                          |
| SUNWjfxmn           | English man pages of Japanese features for X Window System                                                                                     |
| SUNWjj2dv           | Japanese Java virtual macTools and utilities including <code>javac</code> , <code>jdb</code> , <code>javadoc</code> , <code>rmiregistry</code> |
| SUNWjj2rt           | Japanese Java virtual machine and core class libraries                                                                                         |
| SUNWjjmfp           | Japanese Localization for JMF player                                                                                                           |
| SUNWjjvdv           | Japanese Localizations for JavaVM developers package                                                                                           |
| SUNWjjvrt           | Japanese Localizations for JavaVM Runtime environment                                                                                          |
| SUNWjkcsr           | Japanese (EUC) Localizations for Kodak Color Management System Runtime                                                                         |

**TABLE C-6** Packages on the Solaris 8 Languages SPARC Platform Edition CD:  
Japanese *(continued)*

| <b>This Package</b> | <b>Contains</b>                                                                                                                                                            |
|---------------------|----------------------------------------------------------------------------------------------------------------------------------------------------------------------------|
| SUNWjlibj           | Japanese specific library (/usr/lib/libjapanese.a), header, and transition kit                                                                                             |
| SUNWjmane           | Japanese Feature Package Man Pages (Extension) to see English man pages for SUNWjfpref and SUNWjfpue                                                                       |
| SUNWjmfrrn          | Japanese (EUC) Localizations for Motif 1.2.3 Runtime Kit                                                                                                                   |
| SUNWjoaud           | Japanese (EUC) Localizations for Audiotool and other auxiliary audio support                                                                                               |
| SUNWjodcv           | Japanese (EUC) Localizations for OPEN LOOK document and help viewer applications                                                                                           |
| SUNWjodem           | Japanese (EUC) Localizations for OPEN LOOK demo programs                                                                                                                   |
| SUNWjodst           | Japanese (EUC) Localizations for OPEN LOOK deskset tools                                                                                                                   |
| SUNWjodte           | Japanese (EUC) Localizations for OPEN LOOK Desktop Environment (olwm, props, wsinfo, etc.)                                                                                 |
| SUNWjoimt           | Japanese (EUC) Localizations for OPEN LOOK imagetool                                                                                                                       |
| SUNWjorte           | Japanese (EUC) Localizations for OPEN LOOK toolkits Runtime environment                                                                                                    |
| SUNWjoumn           | Japanese (EUC) OPEN LOOK toolkit/desktop users man pages                                                                                                                   |
| SUNWjpab            | Japanese (PCK) Localization for CDE Desktop Application Builder                                                                                                            |
| SUNWjpacx           | Japanese (PCK) Localizations for AccessX client program                                                                                                                    |
| SUNWjpadi           | Japanese (PCK) Localizations for Admintool and GUI install                                                                                                                 |
| SUNWjpadm           | Japanese (PCK) Localizations for Software used to perform system administration tasks; Admintool requires both this and SUNWjpadi packages for Japanese (PCK) localization |
| SUNWjpbas           | Japanese (PCK) Localization for CDE application basic Runtime environment                                                                                                  |

**TABLE C-6** Packages on the Solaris 8 Languages SPARC Platform Edition CD:  
Japanese (continued)

| <b>This Package</b> | <b>Contains</b>                                                                                                                            |
|---------------------|--------------------------------------------------------------------------------------------------------------------------------------------|
| SUNWjpkce           | Japanese (PCK - PC Kanji Code) Feature Package specific files; it is a extended package to support PCK environment                         |
| SUNWjpct            | Japanese (PCK) Localizations for UTF-8 Code Conversion Tool                                                                                |
| SUNWjpdas           | Japanese Localization for tools to synchronize desktop applications with the Palm Pilot PDA                                                |
| SUNWjpdst           | Japanese (PCK) Localization for CDE Desktop Applications                                                                                   |
| SUNWjpdte           | Japanese (PCK) Localization for CDE Desktop Login Environment                                                                              |
| SUNWjpez            | Japanese (PCK) Localizations for Desktop Power Pack Applications                                                                           |
| SUNWjphe            | Japanese (PCK) Localization for CDE Help Runtime environment                                                                               |
| SUNWjphed           | Japanese (PCK) Localization for CDE Help Developer Environment                                                                             |
| SUNWjphev           | Japanese (PCK) Localization for CDE Help Volumes                                                                                           |
| SUNWjphez           | Japanese (PCK) Localizations for Desktop Power Pack Help Volumes                                                                           |
| SUNWjpim            | Japanese (PCK) Localization for Solaris CDE Image Viewer                                                                                   |
| SUNWj2m             | Japanese (PCK) man pages                                                                                                                   |
| SUNWjpmn            | Japanese (PCK) JavaVM manual pages for Java programmers and users                                                                          |
| SUNWjpkcs           | Japanese (PCK) Localizations for Kodak Color Management System Runtime                                                                     |
| SUNWjpman           | Japanese Feature Package Man Pages to see Japanese (PCK) man pages for SUNWj2m and SUNWj2m and Japanese man pages for SUNWman and SUNWaled |
| SUNWjpmfr           | Japanese (PCK) Localizations for Motif 1.2.3 Runtime Kit                                                                                   |
| SUNWjppmm           | Japanese (PCK) Power Management OW Utilities Man Pages                                                                                     |



**TABLE C-6** Packages on the Solaris 8 Languages SPARC Platform Edition CD:  
Japanese *(continued)*

| <b>This Package</b> | <b>Contains</b>                                                                                                                                            |
|---------------------|------------------------------------------------------------------------------------------------------------------------------------------------------------|
| SUNWjppmw           | Japanese (PCK) Localizations for Power Management OW Utilities                                                                                             |
| SUNWjprdm           | Japanese (PCK) OILBN ReadMe Directory                                                                                                                      |
| SUNWjprme           | Japanese (PCK) Localization for Common Desktop Environment (CDE) release documentation                                                                     |
| SUNWjprvl           | Japanese (PCK) Localizations for XIL loadable pipelines for SunVideo capture and compression                                                               |
| SUNWjpsal           | Japanese (PCK) Localizations for Solstice Admintool launcher and associated libraries                                                                      |
| SUNWjptlm           | Japanese (PCK) ToolTalk manual pages for ToolTalk programmers, OpenWindows users, and Common Desktop Environment (CDE) users                               |
| SUNWjptlt           | Japanese (PCK) Localizations for ToolTalk binaries and shared libraries needed for Common Desktop Environment (CDE), OpenWindows, and all ToolTalk clients |
| SUNWjpuhc           | Japanese (PCK) Localizations for User Defined Character tool for Solaris CDE environment                                                                   |
| SUNWjpwmm           | Japanese (PCK) Localization for CDE Desktop Window Manager                                                                                                 |
| SUNWjpwnu           | Japanese Input System - Wnn6 Messages, (PCK)                                                                                                               |
| SUNWjpxfa           | Japanese (PCK) Localizations for Font Administration application for Solaris platforms                                                                     |
| SUNWjpxir           | Japanese (PCK) Localizations for XIL Runtime Environment                                                                                                   |
| SUNWjpxpm           | Japanese (PCK) X Window System online programmers man pages                                                                                                |
| SUNWjpxum           | Japanese (PCK) X Window System online user man pages                                                                                                       |
| SUNWjrddm           | Japanese (EUC) OILBN ReadMe Directory                                                                                                                      |
| SUNWjreg            | Japanese Localizations for Solaris User Registration                                                                                                       |

**TABLE C-6** Packages on the Solaris 8 Languages SPARC Platform Edition CD:  
Japanese (continued)

| <b>This Package</b> | <b>Contains</b>                                                                                                                                                                |
|---------------------|--------------------------------------------------------------------------------------------------------------------------------------------------------------------------------|
| SUNWjsad1           | Japanese (EUC) Localizations for Solstice Admintool launcher and associated libraries                                                                                          |
| SUNWjscag           | Japanese Localization for Solaris Smart Card Administration - Graphical User Interface component                                                                               |
| SUNWjtlmn           | Japanese (EUC) ToolTalk manual pages for ToolTalk programmers, OpenWindows users, and Common Desktop Environment (CDE) users                                                   |
| SUNWjtltk           | Japanese (EUC) Localizations for ToolTalk binaries and shared libraries needed for Common Desktop Environment (CDE), OpenWindows, and all ToolTalk clients                     |
| SUNWju8e            | Japanese (UTF-8) Feature Package specific files; it is a extended package to support Japanese UTF-8 environment                                                                |
| SUNWjuab            | Japanese (UTF-8) Localization for CDE Desktop Application Builder                                                                                                              |
| SUNWjuacx           | Japanese (UTF-8) Localizations for AccessX client program                                                                                                                      |
| SUNWjuadi           | Japanese (UTF-8) Localizations for Admintool and GUI install                                                                                                                   |
| SUNWjuadm           | Japanese (UTF-8) Localizations for Software used to perform system administration tasks; Admintool requires both this and SUNWjuadi packages for Japanese (UTF-8) localization |
| SUNWjubas           | Japanese (UTF-8) Localization for CDE application basic Runtime environment                                                                                                    |
| SUNWjuct            | Japanese (UTF-8) Localizations for UTF-8 Code Conversion Tool                                                                                                                  |
| SUNWjudst           | Japanese (UTF-8) Localization for CDE Desktop Applications                                                                                                                     |
| SUNWjudte           | Japanese (UTF-8) Localization for CDE Desktop Login Environment                                                                                                                |
| SUNWjuezt           | Japanese (UTF-8) Localizations for Desktop Power Pack Applications                                                                                                             |
| SUNWjuhe            | Japanese (UTF-8) Localization for CDE Help Runtime environment                                                                                                                 |
| SUNWjuhed           | Japanese (UTF-8) Localization for CDE Help Developer Environment                                                                                                               |

**TABLE C-6** Packages on the Solaris 8 Languages SPARC Platform Edition CD:  
Japanese (continued)

| <b>This Package</b> | <b>Contains</b>                                                                                                                                                        |
|---------------------|------------------------------------------------------------------------------------------------------------------------------------------------------------------------|
| SUNWjuhev           | Japanese (UTF-8) Localization for CDE Help Volumes                                                                                                                     |
| SUNWjuhez           | Japanese (UTF-8) Localizations for Desktop Power Pack Help Volumes                                                                                                     |
| SUNWjuim            | Japanese (UTF-8) Localization for Solaris CDE Image Viewer                                                                                                             |
| SUNWjuj2m           | Japanese (UTF-8) man pages                                                                                                                                             |
| SUNWjujmn           | Japanese (UTF-8) JavaVM Manual pages for Java programmers and users                                                                                                    |
| SUNWjukcs           | Japanese (UTF-8) Localizations for Kodak Color Management System Runtime                                                                                               |
| SUNWjulcf           | Japanese (UTF-8) Localizations for xutops command                                                                                                                      |
| SUNWjuman           | Japanese Feature Package Man Pages to see Japanese (UTF-8) man pages for SUNWjfp <sub>r</sub> and SUNWjfp <sub>u</sub> and Japanese man pages for SUNWman and SUNWaled |
| SUNWjumfr           | Japanese (UTF-8) Localizations for Motif 1.2.3 Runtime Kit                                                                                                             |
| SUNWjupmm           | Japanese (UTF-8) Power Management OW Utilities Man Pages                                                                                                               |
| SUNWjupmw           | Japanese (UTF-8) Localizations for Power Management OW Utilities                                                                                                       |
| SUNWjurdm           | Japanese (UTF-8) OILBN ReadMe Directory                                                                                                                                |
| SUNWjurme           | Japanese (UTF-8) Localization for Common Desktop Environment (CDE) release documentation                                                                               |
| SUNWjurvl           | Japanese (UTF-8) Localizations for XIL loadable pipelines for SunVideo capture and compression                                                                         |
| SUNWjusal           | Japanese (UTF-8) Localizations for Solstice Admintool launcher and associated libraries                                                                                |
| SUNWjutlm           | Japanese (UTF-8) ToolTalk manual pages for ToolTalk programmers, OpenWindows users, and Common Desktop Environment (CDE) users                                         |

**TABLE C-6** Packages on the Solaris 8 Languages SPARC Platform Edition CD:  
Japanese *(continued)*

| <b>This Package</b> | <b>Contains</b>                                                                                                                                              |
|---------------------|--------------------------------------------------------------------------------------------------------------------------------------------------------------|
| SUNWjut1t           | Japanese (UTF-8) Localizations for ToolTalk binaries and shared libraries needed for Common Desktop Environment (CDE), OpenWindows, and all ToolTalk clients |
| SUNWjuudc           | Japanese (UTF-8) Localizations for User Defined Character tool for Solaris CDE environment                                                                   |
| SUNWjuwm            | Japanese (UTF-8) Localization for CDE Desktop Window Manager                                                                                                 |
| SUNWjuwnu           | Japanese Input System - Wnn6 Messages, (UTF-8)                                                                                                               |
| SUNWjuxfa           | Japanese (UTF-8) Localizations for Font Administration application for Solaris platforms                                                                     |
| SUNWjuxir           | Japanese (UTF-8) Localizations for XIL Runtime Environment                                                                                                   |
| SUNWjuxpm           | Japanese (UTF-8) X Window System online programmers man pages                                                                                                |
| SUNWjuxum           | Japanese (UTF-8) X Window System online user man pages                                                                                                       |
| SUNWjwacx           | Japanese (EUC) Localizations for AccessX client program                                                                                                      |
| SUNWjwbc            | Japanese Localizations for Solaris WBEM Services                                                                                                             |
| SUNWjwbcp           | Japanese (EUC) Localizations for Support files, programs, and libraries for Openwindows Binary Compatibility                                                 |
| SUNWjwbk            | Japanese (EUC) Localizations for OpenWindows online handbooks                                                                                                |
| SUNWjwncr           | Japanese Input System - Wnn6 Client ( <code>root</code> )                                                                                                    |
| SUNWjwncu           | Japanese Input System - Wnn6 Client ( <code>usr</code> )                                                                                                     |
| SUNWjwncx           | Japanese Input System - Wnn6 Client X Window System                                                                                                          |
| SUNWjwndt           | Japanese Input System - Wnn6 Client for CDE                                                                                                                  |
| SUNWjwnsr           | Japanese Input System - Wnn6 Server ( <code>root</code> )                                                                                                    |

**TABLE C-6** Packages on the Solaris 8 Languages SPARC Platform Edition CD:  
Japanese *(continued)*

| <b>This Package</b> | <b>Contains</b>                                                                            |
|---------------------|--------------------------------------------------------------------------------------------|
| SUNWjwnsu           | Japanese Input System - Wnn6 Server (usr)                                                  |
| SUNWjwsr            | Japanese Solaris Product Registry                                                          |
| SUNWjxfa            | Japanese (Common) Localizations for Font Administration application for Solaris platforms  |
| SUNWjxfnt           | Japanese X Window System Fonts (required fonts) - gothic bold fonts and TrueType map files |
| SUNWjxoft           | Sun Minchou bitmap fonts                                                                   |
| SUNWjxplt           | Japanese Localizations for X Window System platform software (Extensions)                  |
| SUNWjxpmn           | Japanese (EUC) X Window System online programmers man pages                                |
| SUNWjxumn           | Japanese (EUC) X Window System online user man pages                                       |

**TABLE C-7** Packages on the Solaris 8 Languages SPARC Platform Edition CD: Korean

| <b>This Package</b> | <b>Contains</b>                                                                                                                                                        |
|---------------------|------------------------------------------------------------------------------------------------------------------------------------------------------------------------|
| NSCPkocom           | Korean localization of Netscape Communicator 4.7 supporting International security                                                                                     |
| NSCPkucom           | Ko.UTF-8 localization of Netscape Communicator 4.7 supporting International security                                                                                   |
| SUNWkadis           | Korean (EUC) Localizations for Admintool and GUI install                                                                                                               |
| SUNWkadma           | Korean (EUC) Localizations for Software used to perform system administration tasks; Admintool requires both this and SUNWkadis packages for Korean (EUC) localization |
| SUNWkbcp            | Korean Language Environment binary compatibility files                                                                                                                 |
| SUNWkcoft           | Korean/Korean UTF-8 common optional font package                                                                                                                       |

**TABLE C-7** Packages on the Solaris 8 Languages SPARC Platform Edition CD:  
Korean (continued)

| <b>This Package</b> | <b>Contains</b>                                                   |
|---------------------|-------------------------------------------------------------------|
| SUNWkdab            | Korean Localizations for CDE Desktop Application Builder          |
| SUNWkdbas           | Korean Localizations for CDE Base functionality                   |
| SUNWkdcst           | The localized tools package for Korean                            |
| SUNWkddst           | Korean Localizations for CDE Desktop Applications                 |
| SUNWkddte           | Korean Localizations for CDE Desktop Login Environment            |
| SUNWkdezt           | Korean (EUC) Localizations for Desktop Power Pack Applications    |
| SUNWkdft            | Fonts for the Common Desktop Environment, Korean L10N CDE         |
| SUNWkdhe            | Korean Localizations for CDE Help Runtime environment             |
| SUNWkdhev           | Korean CDE Help Volumes                                           |
| SUNWkdhez           | Korean (Common) Localizations for Desktop Power Pack Help Volumes |
| SUNWkdicn           | Korean Localizations for CDE Icons                                |
| SUNWkdim            | Korean Localizations for CDE Imagetool                            |
| SUNWkdwm            | Korean Localizations for CDE Desktop Window Manager               |
| SUNWkepmw           | Korean (EUC) Localization for Power Management OW Utilities       |
| SUNWkervl           | Korean (EUC) SunVideo Runtime Support Software                    |
| SUNWkexir           | Korean (EUC) XIL Runtime Environment                              |
| SUNWkj2rt           | Java virtual machine and core class libraries (Korean supplement) |
| SUNWkjvdv           | Korean Localizations for JavaVM developers package                |

**TABLE C-7** Packages on the Solaris 8 Languages SPARC Platform Edition CD:  
Korean (continued)

| <b>This Package</b> | <b>Contains</b>                                                                                         |
|---------------------|---------------------------------------------------------------------------------------------------------|
| SUNWkjvrt           | Korean Localizations for JavaVM Runtime environment                                                     |
| SUNWkkcsr           | Korean (EUC) KCMS Runtime Environment                                                                   |
| SUNWkleue           | Korean Language Environment specific files; it is a required package to run Korean Language Environment |
| SUNWkoaud           | Korean OPEN LOOK Audio Applications Package                                                             |
| SUNWkodcv           | Korean OPEN LOOK Document and Help Viewer Applications Package                                          |
| SUNWkodem           | Korean OPEN LOOK Demo Programs Package                                                                  |
| SUNWkodst           | Korean OPEN LOOK Deskset Tools Package                                                                  |
| SUNWkodte           | Korean Core OPEN LOOK Desktop Package                                                                   |
| SUNWkoimt           | Korean OPEN LOOK Imagetool Package                                                                      |
| SUNWkoj2p           | Korean localization of Java Plug-In 1.2.2                                                               |
| SUNWkoman           | Korean OPEN LOOK Toolkit/Desktop Users Man Pages Package                                                |
| SUNWkorte           | Korean OPEN LOOK Toolkits Runtime Environment Package                                                   |
| SUNWkpdas           | Korean Localization for tools to synchronize desktop applications with the Palm Pilot PDA               |
| SUNWkrdm            | Korean (EUC) OILBN ReadMe Directory                                                                     |
| SUNWkreg            | Korean Localizations for Solaris User Registration                                                      |
| SUNWksadl           | Korean (EUC) Localizations for Solstice Admintool launcher and associated libraries                     |
| SUNWktltk           | Korean ToolTalk Runtime Package Package                                                                 |
| SUNWkttfe           | Korean True Type Font Extension                                                                         |

**TABLE C-7** Packages on the Solaris 8 Languages SPARC Platform Edition CD:  
**Korean** (continued)

| <b>This Package</b> | <b>Contains</b>                                                                                                                                                          |
|---------------------|--------------------------------------------------------------------------------------------------------------------------------------------------------------------------|
| SUNWkuadi           | Korean (UTF-8) Localizations for Admintool and GUI install                                                                                                               |
| SUNWkuadm           | Korean (UTF-8) Localizations for Software used to perform system administration tasks; Admintool requires both this and SUNWkadis packages for Korean (EUC) localization |
| SUNWkudab           | Korean/UTF-8 Localizations for CDE Desktop Application Builder                                                                                                           |
| SUNWkudbs           | Korean/UTF-8 Localizations for CDE Base functionality                                                                                                                    |
| SUNWkudc            | Korean (EUC) Localizations for User Defined Character tool for Solaris CDE environment                                                                                   |
| SUNWkudda           | Korean/UTF-8 Localizations for CDE Desktop Applications                                                                                                                  |
| SUNWkuddt           | Korean/UTF-8 Localizations for CDE Desktop Login Environment                                                                                                             |
| SUNWkudft           | Fonts for the Common Desktop Environment, Korean/UTF-8 L10N CDE                                                                                                          |
| SUNWkudhr           | Korean/UTF-8 Localizations for CDE Help Runtime environment                                                                                                              |
| SUNWkudhv           | Korean/UTF-8 CDE Help Volumes                                                                                                                                            |
| SUNWkudhz           | Korean (Common) Localizations for Desktop Power Pack Help Volumes                                                                                                        |
| SUNWkudic           | Korean/UTF-8 Localizations for CDE Icons                                                                                                                                 |
| SUNWkudim           | Korean/UTF-8 Localizations for CDE Imagetool                                                                                                                             |
| SUNWkudwm           | Korean/UTF-8 Localizations for CDE Desktop Window Manager                                                                                                                |
| SUNWkudzt           | Korean (UTF-8) Localizations for Desktop Power Pack Applications                                                                                                         |
| SUNWkulee           | Korean UTF-8 Language Environment specific files; it is a required package to run Korean Language Environment                                                            |
| SUNWkuodf           | Korean UTF-8 Core OPEN LOOK Desktop Package                                                                                                                              |



**TABLE C-7** Packages on the Solaris 8 Languages SPARC Platform Edition CD:  
Korean (continued)

| <b>This Package</b> | <b>Contains</b>                                                                          |
|---------------------|------------------------------------------------------------------------------------------|
| SUNWkupmw           | Korean UTF-8 Localization for Power Management OW Utilities                              |
| SUNWkurdm           | Korean (UTF-8) OILBN ReadMe Directory                                                    |
| SUNWkusal           | Korean (UTF-8) Localizations for Solstice Admintool launcher and associated libraries    |
| SUNWkuudc           | Korean (UTF-8) Localizations for User Defined Character tool for Solaris CDE environment |
| SUNWkuxe            | Korean UTF-8 X Window System Platform Software Package                                   |
| SUNWkuxft           | Korean UTF-8 X Window System Platform Required Fonts                                     |
| SUNWkwbcp           | Korean OpenWindows Binary Compatibility Package                                          |
| SUNWkwsr            | Korean product registry 2.0 localizable text resources                                   |
| SUNWkxe             | Korean X Window System Platform Software Package                                         |
| SUNWkxfte           | Korean X Window System Platform Required Fonts                                           |
| SUNWkxman           | Korean X Window System Online User Man Pages Package                                     |

**TABLE C-8** Packages on the Solaris 8 Languages SPARC Platform Edition CD: Shared

| <b>This Package</b> | <b>Contains</b>                                         |
|---------------------|---------------------------------------------------------|
| SUNWabcpc           | Asian common files for SunOS 4.x Binary Compatibility   |
| SUNWerdm            | OILBN ReadMe Directory                                  |
| SUNWudct            | User Defined Character tool for Solaris CDE Environment |

**TABLE C-9** Packages on the Solaris 8 Languages SPARC Platform Edition CD: Spanish

| <b>This Package</b> | <b>Contains</b>                                                                     |
|---------------------|-------------------------------------------------------------------------------------|
| NSCPescom           | Spanish localization of Netscape Communicator 4.7 supporting International security |
| SUNWe8bas           | Base L10N fr CDE functionality to run a CDE application                             |
| SUNWe8dst           | CDE Desktop Applications                                                            |
| SUNWe8dte           | CDE Desktop Login Environment                                                       |
| SUNWe8he            | CDE Help L10N es Runtime Environment                                                |
| SUNWe8im            | CDE Desktop applications                                                            |
| SUNWe8wm            | Spanish UTF-8 CDE Desktop Window Manager Messages                                   |
| SUNWej2rt           | Java virtual machine and core class libraries (Spanish supplement)                  |
| SUNWejvdv           | Spanish Localizations for JavaVM developers package                                 |
| SUNWejvrt           | Spanish Localizations for JavaVM Runtime environment                                |
| SUNWeoaud           | Spanish OPEN LOOK Audio applications                                                |
| SUNWeobk            | Spanish OpenWindows online handbooks                                                |
| SUNWeodcv           | Spanish OPEN LOOK document and help viewer applications                             |
| SUNWeodem           | Spanish OPEN LOOK demo programs                                                     |
| SUNWeodst           | Spanish OPEN LOOK deskset tools                                                     |
| SUNWeodte           | Spanish OPEN LOOK desktop environment                                               |
| SUNWeoint           | Spanish OPEN LOOK imagetool                                                         |
| SUNWeorte           | Spanish OPEN LOOK toolkits Runtime environment                                      |
| SUNWepdas           | Spanish tools to synchronize desktop applications with the Palm Pilot PDA           |

**TABLE C-9** Packages on the Solaris 8 Languages SPARC Platform Edition CD:  
Spanish *(continued)*

| <b>This Package</b> | <b>Contains</b>                                                          |
|---------------------|--------------------------------------------------------------------------|
| SUNWesbas           | Base L10N fr CDE functionality to run a CDE application                  |
| SUNWesdst           | CDE Desktop Applications                                                 |
| SUNWesdte           | CDE Desktop Login Environment                                            |
| SUNWeshe            | CDE Help L10N es Runtime Environment                                     |
| SUNWeshed           | CDE L10N es Help Developer Environment                                   |
| SUNWeshev           | CDE Help Volumes                                                         |
| SUNWesim            | CDE Desktop applications                                                 |
| SUNWesj2p           | Spanish localization of Java Plug-In 1.2.2                               |
| SUNWesos            | Localizable message files for the OS-Networking consolidation            |
| SUNWespmw           | Spanish (EUC) Localizations for Power Management OW Utilities            |
| SUNWesreg           | Solaris User Registration prompts at desktop login for user registration |
| SUNWeswm            | Spanish CDE Desktop Window Manager Messages                              |
| SUNWetltk           | Spanish ToolTalk binaries and shared libraries                           |
| SUNWewacx           | Spanish OPEN LOOK AccessX                                                |
| SUNWewsr            | Product registry 2.0 localizable text resources                          |
| SUNWexplt           | Spanish X Window System platform software                                |

**TABLE C-10** Packages on the Solaris 8 Languages SPARC Platform Edition CD: Swedish

| <b>This Package</b> | <b>Contains</b>                                                                     |
|---------------------|-------------------------------------------------------------------------------------|
| NSCPsvcom           | Swedish localization of Netscape Communicator 4.7 supporting International security |
| SUNWs8bas           | Base Swedish UTF-8 CDE functionality messages                                       |
| SUNWs8dst           | Swedish UTF-8 CDE Desktop Applications messages                                     |
| SUNWs8dte           | Swedish UTF-8 CDE Desktop Login Environment messages                                |
| SUNWs8he            | Swedish UTF-8 CDE Help Runtime Environment                                          |
| SUNWs8im            | Swedish UTF-8 CDE Image editor messages                                             |
| SUNWs8wm            | Swedish UTF-8 CDE Desktop Window Manager Messages                                   |
| SUNWs j2rt          | Java virtual machine and core class libraries (Swedish supplement)                  |
| SUNWs jvdv          | Swedish Localizations for JavaVM developers package                                 |
| SUNWs jvrt          | Swedish Localizations for JavaVM Runtime environment                                |
| SUNWsoaud           | Swedish OPEN LOOK Audio applications                                                |
| SUNWsobk            | Swedish OpenWindows online handbooks                                                |
| SUNWsodcv           | Swedish OPEN LOOK document and help viewer applications                             |
| SUNWsodem           | Swedish OPEN LOOK demo programs                                                     |
| SUNWsodst           | Swedish OPEN LOOK deskset tools                                                     |
| SUNWsodte           | Swedish OPEN LOOK desktop environment                                               |
| SUNWsoimt           | Swedish OPEN LOOK imagetool                                                         |
| SUNWsorte           | Swedish OPEN LOOK toolkits Runtime environment                                      |
| SUNWspdas           | Swedish tools to synchronize desktop applications with the Palm Pilot PDA           |

**TABLE C-10** Packages on the Solaris 8 Languages SPARC Platform Edition CD:  
Swedish *(continued)*

| <b>This Package</b> | <b>Contains</b>                                                          |
|---------------------|--------------------------------------------------------------------------|
| SUNWstltk           | Swedish ToolTalk binaries and shared libraries                           |
| SUNWsvbas           | Base Swedish CDE functionality messages                                  |
| SUNWsvdst           | Swedish CDE Desktop Applications messages                                |
| SUNWsvdte           | Swedish CDE Desktop Login Environment messages                           |
| SUNWsvhe            | Swedish CDE Help Runtime Environment                                     |
| SUNWsvhed           | Swedish CDE Help Developer Environment messages                          |
| SUNWsvhev           | CDE Help Volumes                                                         |
| SUNWsvim            | Swedish CDE Image editor messages                                        |
| SUNWsvj2p           | Swedish localization of Java Plug-In 1.2.2                               |
| SUNWsvos            | Localizable message files for the OS-Networking consolidation            |
| SUNWsvpmw           | Swedish (EUC) Localizations for Power Management OW Utilities            |
| SUNWsvreg           | Solaris User Registration prompts at desktop login for user registration |
| SUNWsvwm            | Swedish CDE Desktop Window Manager Messages                              |
| SUNWswacx           | Swedish OPEN LOOK AccessX                                                |
| SUNWswsr            | Product registry 2.0 localizable text resources                          |
| SUNWsxplt           | Swedish X Window System platform software                                |
| SUNWvbcp            | Swedish OS Binary Compatibility Package                                  |
| SUNWvwbcp           | Swedish OpenWindows Binary Compatibility Package                         |



# Index

---

## A

- adding software
  - with Admintool 100, 109
  - with pkgadd 100, 115
  - with Solaris Product Registry 99, 103
  - with Solaris Web Start 99, 100

## Admintool

- adding software with 100, 109
- removing software with 100, 109, 112

## B

- backing up
  - systems 61
- boot
  - how to 20
- boot: cannot open /kernel/unix message 120
- booting a system
  - troubleshooting 119

## C

- Can't boot from file/device message 120
- cannot open /kernel/unix message 120
- CD
  - inserting into CD-ROM drive 18, 64
- CD-ROM drive
  - inserting CD into 18, 64
- cleaning up after upgrading
  - Solaris 59, 98
- configuration
  - system 27, 71
- custom JumpStart
  - definition 11

## cylinder

- definition 11

## D

### definitions

- custom JumpStart 11
  - cylinder 11
  - DHCP 11
  - Dynamic Host Configuration Protocol 11
  - initial installation 12
  - Internet Protocol version 6 12
  - IPv6 12
  - Kiosk 12
  - miniroot 12
  - package 12
  - Power Management 12
  - sector 12
  - Solaris 8 Interactive Installation
    - Program 13
  - Solaris Web Start 13
  - swap 13
  - track 13
  - upgrade 13
  - wizard 13
- ### DHCP
- definition 11
- ### disk
- more than one 26
- ### disk space
- recommended 17
- ### display

tip line connection and interactive  
installation 18, 64  
Dynamic Host Configuration Protocol  
definition 11

## F

failed upgrade  
rebooting problems 122, 123  
FAQs  
upgrading 58  
file just loaded does not appear to be  
executable message 120  
file systems  
laying out manually 26  
frequently asked questions  
upgrading 58  
full backup commands 62

## I

initial installation  
definition 12  
initial option 57  
installation  
planning 14, 15  
setting up for 14, 18  
Solaris operating environment 11, 18, 42,  
55  
through tip line 18  
interactive installation  
tip line connection and 18, 64  
Internet Protocol version 6  
definition 12  
IPv6  
definition 12

## K

kernel location and upgrade installation 120  
Kiosk  
definition 12

## L

le0: No carrier - transceiver cable problem  
message 119  
log, upgrading 59, 98

## M

miniroot  
definition 12

## N

No carrier - transceiver cable problem  
message 119

## P

package  
definition 12  
patches 59  
pkgadd  
adding software with 100, 115  
pkgrm  
removing software with 100, 115, 116  
Power Management  
definition 12  
Product Registry  
adding software with 99, 103  
checking integrity of installed  
products 106  
description 103  
installing software with 107  
listing information about installed  
products 106  
purpose 103  
removing software with 99, 103  
uninstalling products with 108

## R

removing software  
with Admintool 100, 109, 112  
with pkgrm 100, 116  
with Solaris Product Registry 99, 103

## S

sector  
definition 12  
size  
minimum required for slices 58  
tip window dimensions 18, 64  
software  
adding after installing Solaris 99



- removing after installing Solaris 99
- software groups and sizes 17
- Solaris
  - cleaning up after upgrading 98
  - installing 42
  - installing with install server 55
  - upgrading 85
  - ways to upgrade 57
    - Initial 57
    - Upgrade 57
- Solaris 8 Interactive Installation Program
  - character user interface (CUI) 13
  - definition 13
  - graphical user interface (GUI) 13
- Solaris Product Registry
  - adding software with 99, 103
  - checking integrity of installed products 106
  - description 103
  - installing software with 107
  - listing information about installed products 106
  - purpose 103
  - removing software with 99, 103
  - uninstalling products with 108
- Solaris Web Start
  - adding software with 99, 100
  - cleaning up Solaris after upgrading 98
  - command-line user interface (CLI) 14
  - configuring a system with 27, 71
  - default behavior 25
  - definition 13
  - graphical user interface (GUI) 14
  - installation utility 25
  - installing Solaris with 42, 55
  - limitations of 25
  - removing software with 99
  - upgrading Solaris with 85
  - ways to run 14
- swap
  - definition 13
- system
  - backing up a 61
  - booting a 20

- configuring a 27
- configuring for upgrading 71
- information 16, 63
- upgrading a 59, 61
- with more than one disk 26

## T

- tip line connection and interactive installation 18, 64
- track
  - definition 13
- transceiver cable problem message 119
- troubleshooting 119
  - booting a system 119
  - upgrading Solaris software 121

## U

- upgrade
  - definition 13
  - types 57
- upgrade\_cleanup file 59, 98
- upgrade\_log file 59, 98
- upgrading
  - backing up systems for 61
  - cleaning up after 59
  - failed upgrade 122, 123
  - frequently asked questions about 58
  - getting started 59
  - log 59, 98
  - overriding boot file location 120
  - planning 63
  - setting up for 64
  - Solaris 85
  - systems 59, 61
  - through tip line 64
  - troubleshooting 121

## W

- wizard
  - definition 13